



Blending the line between form and function

2018



WABASH VALLEY



OUR CORE VALUES

Guided by our core values, we'll continue to make hard work and dedication a priority so our customers are not just satisfied with our products and services, but are sincerely delighted.

COMMITMENT

A focus on leadership, the dedication and longevity of our employees, and a strong customer service desire to make things right.

RESPONSIVENESS

An efficient manufacturing process, short lead time of product delivery, and immediate customer service follow-up, from estimating to order processing to issue resolution.

RELIABILITY

The durability and longevity of our products, designed to be functional and maintenance-free and backed by our warranty.

VALUE

We believe in providing an excellent product at a reasonable price.

5-YEAR WARRANTY

(ON ALL PLATISOL & POWDER-COATED ITEMS)

Exceptional beauty. Unbeatable guarantee.

Unlike the competition, our warranty doesn't require complete rust-out or structural failure. Any peeling or surface rust whatsoever within the first five years means we'll make it right for you.

LOW PRICES

Wabash Valley works hard to keep prices low, even though our products often are significantly better quality than the competition. Compare, and you'll see what we mean.

GREAT SERVICE

We built our business on responsive service, because we know you've got deadlines to meet, too. You can count on Wabash to meet your needs.

ONE GREAT NAME. THREE DISTINCT BRANDS

Wabash Valley offers a large selection of tables, chairs, litter receptacles, planters, umbrellas and more, all available in numerous styles, colors and finishes to fit whatever your need—functional, elegant, eco-friendly, always reliable—without the high price. Under one roof, you'll find an amazing variety of styles and colors in our three product lines:





WABASH VALLEY

A CLOSER LOOK



WABASH VALLEY PLASTISOL


Our flagship product line, Wabash Valley's Plastisol-coated outdoor furniture will weather the elements and heavy-use environments where utmost durability is the pre-eminent criterion. Think of the worst weather conditions you can imagine—rain, sleet, salt spray. That's exactly what we've designed our extensive line of Wabash Valley outdoor furniture and site amenities to withstand, thanks to their tough Plastisol coating.

Our extensive selection of Plastisol-coated outdoor furniture and site amenities consist of 1/4" Plastisol coating, heat-fused and permanently bonded to the steel—that's 30 times the thickness of paints and powder coatings. All Wabash Valley framework is coated with baked-on polyester dry powder, which provides a superior coating and appearance. Stainless-steel hardware is used on all products.



urbanscape® POWDER COAT

The high-end style of Urbanscape's line of powder-coated furniture fits perfectly in urban or retail environments—sleek lines, unexpected designs. If rust and corrosion are a concern, Urbanscape has you covered with many offerings that are 100% aluminum and give you a more architectural look that's built to last. Although Urbanscape's look is high-end, it isn't high-priced. Our line can fit any budget just as well as we fit into almost any landscape. So you get a head-turning look without the eye-popping costs—just one more way Urbanscape is the smarter choice.



GREEN VALLEY RECYCLED

Our Green Valley product offering is constructed with PolyTuf™ recycled lumber made from post-consumer plastics. This environmentally friendly line offers the look of wood, but without cracking and fading. Green Valley products offer environmentally friendly alternatives. Constructed with PolyTuf™ plastic lumber custom-extruded from recycled plastics, Green Valley benches, picnic tables and receptacles are long-lasting and nearly maintenance-free. They also don't have the drawbacks of real wood, such as fading, insects, cracking and splintering.

Unlike most wood and wood-composite products that quickly fade when exposed to the weather, the PolyTuf™ surfaces have no wood fibers so they retain their vibrant look for years. In addition, they don't need waterproofing, staining or any maintenance other than an occasional washing with soap and water.

POWDER-COATING — THE DETAILS

All Wabash Valley and Green Valley frame work and all of Urbanscape products consist of powder-coating that goes through a six-step coating system that exceeds AAMA 2604-05 (American Architectural Manufacturing Association) test specifications—one of the highest in the industry.

First all parts are cleared to white metal with a state of the art shot blast system. Then they go through a five stage chemical pretreatment, after which it is gel cured. Then a top coat of a super-durable polyester powder is applied before the final cure.

Our coating stands up to some of the toughest test specification including adhesion, abrasion resistance, chemical resistance, erosion resistance and fade resistance to ensure that our products will last longer than anyone else.




WABASH VALLEY

MAKE IT YOUR OWN

CUSTOM PROJECTS

If there's something you didn't see in our catalog, don't hesitate to ask us about custom fabrication. We can design just about anything you can imagine, personalizing your outdoor furniture in any number of ways. Receptacles with your company's name on them? Benches with a shorter leg? Tables with a special design? Just contact your local sales rep, or give us a call and let us know what you've got in mind.



FIND A CURE BENCHES

Wabash Valley supports many important causes, one of which is finding a cure for breast cancer. For every Breast Cancer bench sold, Wabash Valley donates \$50 toward breast cancer research, awareness and support. Contact us for more information about the Breast Cancer bench or other Find A Cure benches, call 1-800-253-8619. Page 39.





BUDDY BENCHES

A Buddy Bench — What better way to cultivate friendships and help new students get acquainted with their peers? We offer this bench in our Signature Style 6' Bench with back option, perforated pattern and our Courtyard 6' Rib bench only. Pages 36 & 62.


MEMORIAL BENCHES

Beautiful and durable, our Memorial Benches are a functional way to commemorate significant people or events. Perfect for schools, parks, cemeteries and other public spaces, each Memorial Bench features a brushed stainless plaque. Available in many styles and with either a Plastisol- or powder-coated finish, a Memorial Bench will stand the test of time – just like the memories it celebrates. Pages 38, 77 & 86.





BENCHES



Ashley | pg 16 •




Buddy Bench | pg 70 •



Burns Harbor | pg 18 •



Burns Harbor | pg 18 •



Butler | pg 20 •



Butler | pg 20 •



Camden | pg 22 •



Camden | pg 22 •



City Limits | pg 30 •



Classic | pg 32 •



Contemporary | pg 34 •



Courtyard | pg 36 •



Covington | pg 38 •



Covington | pg 38 •



Designer | pg 40 •



Dewart | pg 42 •

BENCHES

Wabash Valley prides ourselves in offering the most diverse collection of benches in the industry. From different styles, lengths, colors, mounting options and of course materials, such as Plastisol-coated Wabash, powder-coated Urbanscape or recycled-plastic Green Valley. Please browse through our collections to find the look and feel you are after. Remember, just because we do not picture it, does not mean we do not offer it. Please visit our model and pricing section on pages 118-161 for the complete listing of all of our offerings.

• Wabash Valley • Urbanscape • Green Valley

► [Search by your favorite Collection name.](#)



Dewart | pg 42 •



Estate | pg 44 •



Green Valley | pg 96 •



Green Valley | pg 96 •



Heritage | pg 50 •



Heritage | pg 50 •



Kentland | pg 52 •



Kentland | pg 52 •



Oxford | pg 56 •



Portage | pg 58 •



Portage | pg 58 •



Prestige | pg 62 •



Prestige | pg 62 •




Rockport | pg 66 •




Rockport | pg 66 •



Signature | pg 70 •



Specialty | pg 75 •



Uptown | pg 83 •



Uptown | pg 83 •



Winchester | pg 85 •




Woodridge | pg 88 •



Woodridge | pg 88 •



Woodridge | pg 88 •



Wyatt | pg 90 •



Yorktown | pg 92 •



Yorktown | pg 92 •



Yorktown | pg 92 •



Yorktown | pg 92 •



PICNIC TABLES



Camden | pg 22 •



Camden | pg 22 •



Camden | pg 22 •



 Camden | pg 22 •



Camden | pg 22 •



Camino | pg 25 •



 Camino | pg 25 •



 Green Valley | pg 96 •



 Green Valley | pg 96 •



 Kentland | pg 52 •



 Portage | pg 58 •



Portage | pg 58 •

PICNIC TABLES

Wabash Valley categorizes our picnic-style tables as any table with stationary seating. We offer numerous options that have attached or stationary bench seating, bench seating with back or chair seating. All in several lengths, patterns, mounting options and materials such as Plastisol-coated Wabash, powder-coated Urbanscape or recycled-plastic Green Valley. Please browse through our collections to find the look and feel you are after. Remember, just because we do not picture it, does not mean we do not offer it. Please visit our model and pricing section on pages 118-161 for the complete listing of all our offerings.

• Wabash Valley • Urbanscape • Green Valley

► [Search by your favorite Collection name.](#)

 ADA-accessible options



 Portage | pg 58 •



Portage | pg 58 •



Portage | pg 58 •



 Portage | pg 58 •



Prestige | pg 62 •



 Prestige | pg 62 •



 Prestige | pg 62 •




Prestige | pg 62 •




Prestige | pg 62 •




 Signature | pg 70 •




 Signature | pg 70 •




 Signature | pg 70 •



 Signature | pg 70 •




 Signature | pg 70 •




 Specialty | pg 75 •



 Spyder | pg 78 •



 Spyder | pg 78 •



 Spyder | pg 78 •



Shadeland | pg 68 •



Shadeland | pg 68 •



SOFT SEATING/TABLES & CHAIRS



Arcadia | pg 100



Arcadia | pg 101



Arcadia | pg 100



Arcadia | pg 100



Arcadia | pg 100



Arcadia | pg 100



Arcadia | pg 100



Arcadia | pg 101

SOFT SEATING/TABLES & CHAIRS

Wabash Valley offers several options of loose seating. New for 2018 is our Arcadia soft seating collection (see pages 100-101). We also offer several dining table/chair options. Choose various sizes, heights, chair with or without arms and in all our material options, such as Plastisol-coated Wabash, powder-coated Urbanscape or recycled-plastic Green Valley. Please browse through our collections to find the look and feel you are after. Remember, just because we do not picture it, does not mean we do not offer it. Please visit our model and pricing section on pages 118-161 for the complete listing of all of our offerings.

- Wabash Valley
- Urbanscape
- Green Valley



Camino | pg 25 •



Camino | pg 25 •



Camino | pg 25 •



Camino | pg 25 •



Camino | pg 25 •



Camino | pg 25 •



 Carlisle | pg 28 •



Carlisle | pg 28 •



Classic | pg 32 •



 Green Valley | pg 96 •



Green Valley | pg 96 •



Hanna | pg 46 •



Hanna | pg 46 •



Hanna | pg 46 •



Madison | pg 54 •



Madison | pg 54 •



 Sullivan | pg 81 •



Sullivan | pg 81 •



 Winchester | pg 85 •



 Yorktown | pg 92 •



RECEPTACLES, PLANTERS & ACCESSORIES



Brookstone | pg 103



Brookstone | pg 103



Brookstone | pg 103



Brookstone | pg 103



Brookstone | pg 103



Brookstone | pg 103



AU101R | pg 112 •



AT100P | pg 112 •



AEG531C | pg 112 •



PG7533P | pg 102 •



PI7533P | pg 102 •



PL200R | pg 102 •



RO7532C | pg 102 •



ROG532C | pg 112 •



ROL539C | pg 112 •

RECEPTACLES, PLANTERS & ACCESSORIES

To complement all our Wabash Valley outdoor furnishings, we offer multiple options of receptacles, planters, ash urns, bike racks and umbrellas. Choose between various sizes, shapes and options. We offer selections in most material options, such as Platisol-coated Wabash, powder-coated Urbanscape or recycled-plastic Green Valley. New in 2018 we are offering a unique fiberglass planter collection in our Brookstone planters. Remember, just because we do not picture it, does not mean we do not offer it. Please visit our model and pricing section on pages 118-161 for the complete listing of all of our offerings.

• Wabash Valley • Urbanscape • Green Valley

► [Search by your favorite Collection name.](#)



FR400P | AB100N | pg 108 •



FR500R | FT100N | pg 108 •



GV300G | FT100N | pg 96 •



LR300R | SB100N | pg 108 •



LR355P | FT115N | pg 108 •



TA3A32P | pg 110 •



TAF33P | pg 110 •



TE3S31P | pg 110 •



RO3F32C | pg 112 •



TG3D33P | pg 110 •



TN3B43P | pg 112 •



TI3F33P | pg 110 •



TJ3B43P | pg 110 •



TK3F33P | pg 110 •



TM3B41C | pg 112 •



WO3B39P | pg 110 •



WO3F32P | pg 110 •



YO3F32C | pg 110 •



UM130P | pg 104



UMC532N | pg 104 •



BRK538S | pg 113 •



BRH538S | pg 113 •



BRI538P | pg 113 •



URBANSCAPE ASHLEY



AS1119C

ASHLEY | POWDER-COATED

Designed by John Caldwell Design, our Ashley collection has beautiful, looping lines and soft, dramatic curves that help make it one of the most unique places for anyone to grab a seat. Ashley gives you beauty and brawn: its unique look gives it a distinctly European feel, while its all-aluminum build means no worries about rust or corrosion.

Pattern Options



Faux-Wood



Horizontal Slat



Slat




SERIES INFO

6' benches with back

All-aluminum construction

Portable or surface-mount mounting option

ASHLEY Benches



AS1113C



AS1112C



TK3B33P



URBANSCAPE BURNS HARBOR



BH1122I

BURNS HARBOR | POWDER-COATED

The simple, clean lines of the Burns Harbor collection enable these benches to blend seamlessly with a variety of environments. For seats, choose a Faux-wood finish to lend a traditional appearance, or select a powder-coated horizontal slat finish for a sleek look. Frames are offered in an array of powder-coating options, which means you can tailor Burns Harbor pieces to perfectly complement their setting.

Pattern Options



Faux-Wood



Horizontal Slat



SERIES INFO

6' benches with and without back


Aluminum seats with 2 7/8" OD round steel tubing frame

In-ground or surface-mount mounting options (mounting plate covers included)

BURNS HARBOR Benches



BH1129S



BH1429S



BH1122S



TF3D32P



PF7532P



URBANSCAPE BUTLER



BU112C

BUTLER | POWDER-COATED

The Butler collection offers a classy look with decorative details in the side casting. It features bolder, more masculine aesthetics, using both lines and points to create a distinctive and attractive profile that commands attention wherever it's placed.

Pattern Options



Faux-Wood



Horizontal Slat



Slat



Rod

BUTLER Benches



BU1113C



TG3F33P

PG7533P


SERIES INFO

4' and 6' benches with and without back

Aluminum and steel seat options with aluminum frames

Optional center armrests

Portable or surface-mount mounting option



BU1419C



BU8119C



BU8114C





URBANSCAPE CAMDEN



CA1111C

CAMDEN | POWDER-COATED

Make a bold statement with the Camden collection, which will turn heads with powder-coated color or Faux-wood for natural ambiance. The curved bends in the benches' robust framework swoop around the back of the contoured seat, and the matching tables with attached chairs reflect similar shaping. Its versatile look makes any product from the Camden collection an attractive addition to any environment.

Pattern Options



Faux-Wood



Horizontal Slat



Rod



Square Perf



Round Perf



Solid

Pricing and complete offerings [pages 119-120](#)



SERIES INFO

6' benches with in-ground and portable or surface-mount mounting options

Aluminum and steel seat options

36" and 42" round table options with attached bench seats or chairs

46", 6' and 8' picnic-style tables with various mounting options

CAMDEN Benches



PE7531P



CA1111I



TE3F31P



CA1112C



CA1114I



CA1119C

CAMDEN Continues



URBANSCAPE CAMDEN

CAMDEN Gathering Tables



CAD11DC



CAD11BC



CA2Q50C



CA2P56C



CAD422C



 CA2T51C



CM201(Q)

M320(N)

CAMINO | PLASTISOL

Rounded edges, open backs and modern curves make the Camino collection and newly redesigned chair perfect for giving dining spaces a fresh, café-inspired look all year-round. The Camino collection adds a weather-resistant, long-lasting splash of color to every meal, both indoors and out.

Pattern Options

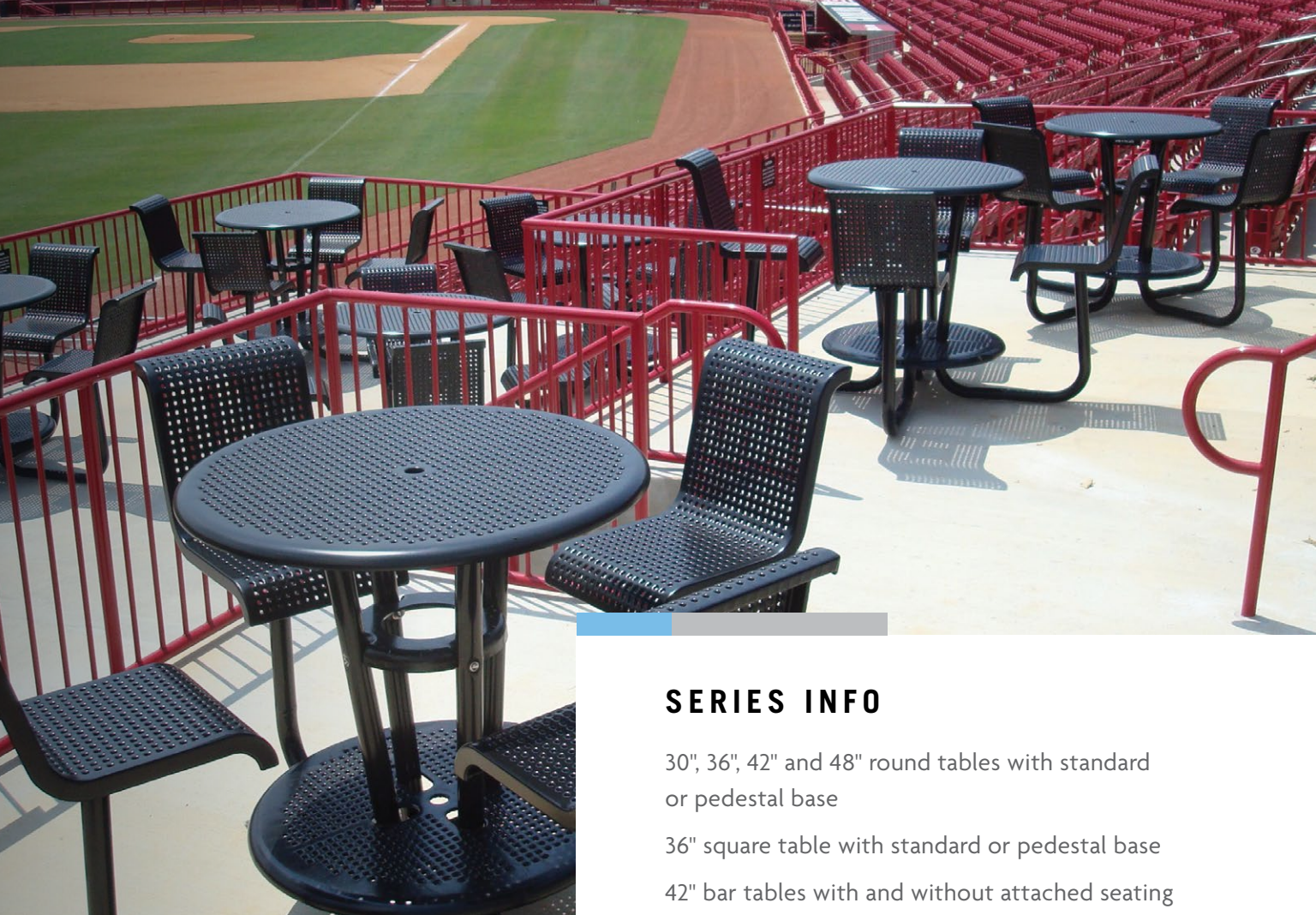


Solid



Square Perf

CAMINO Continues



SERIES INFO

30", 36", 42" and 48" round tables with standard or pedestal base

36" square table with standard or pedestal base

42" bar tables with and without attached seating

36" and 42" round tables with attached chairs – 3, 4, 5, and 6-seat options

Tables with optional ADA accessibility

Solid top options are powder-coated

CAMINO Tables & Chairs



CM202(L)

(Table)



CM305(Q)

(Chair)



CM310(Q)

CAMINO Tables



CM315(Q)

CM210(Q)



CM102(Q)

CAMINO Gathering Tables



UM110
(Umbrella)




CM234(L)



CM225(Q)



 CM231(Q)

 Denotes tables manufactured specifically for ADA accessibility. Tables are manufactured with the stated number of seats plus one space for wheelchair accessibility. All ADA tables must be adequately anchored (surface-mount adapters included).



URBANSCAPE CARLISLE



CR9112P

CARLISLE | POWDER-COATED

The sleek, streamlined curves of the Carlisle collection seem almost aerodynamic, giving it a post-modern appearance with an elegant twist. Slender, tapering legs add to the Carlisle's graceful contemporary feel and keep the overall lines light and uncluttered. And with the range of choices, you can coordinate a range of functional needs.

Pattern Options



Faux-Wood



Horizontal Slat



Solid



SERIES INFO

36", 42" and 48" round table options; portable or surface-mount mounting option

36" round bar table option; portable or surface-mount mounting option

36" and 42" square table options; portable or surface-mount mounting option

Dining chairs or bar chairs with arms

CARLISLE Table & Chairs



CRAI32C

(Table)

CRB112P

(Bar chair)



CR2W39C

(Table)

CR9119C

(Chair)



CR2I37C

(Table)



UMC532N

(Umbrella)

CR9112P
(Chair)

CR2H32C
(Table)



CL506(D) with AP104
(Arms sold separately)

CITY LIMITS | PLASTISOL

When you want to make a lasting impression, you want the City Limits series. It's all about the image with this series, which makes itself at home in malls, courtyards, convention centers, office complexes—anywhere looks matter. With straight, concave and convex seating, back and backless options, complete circles, serpentine and semi-circles, City Limits gives you a remarkable array of stylish seating options.

Pattern Options



Diamond



Perforated



Rib



SERIES INFO

Straight available in single- and 3-seat, with or without backs

Concave and convex, 15-degree single-seat or 3-seat units, with or without backs

Patterns include Diamond, Perforated or Ribbed

In-ground or surface-mount

Mounting plate covers and armrests sold separately

CITY LIMITS Stylish Seating



CL400(P)



CL321(R) with MC103
(Covers sold separately)



CL416(D) with MC103
(Covers sold separately)



CA102(R)
(Table)

CA300(R)
(Chair)

CLASSIC | PLASTISOL

Perfect for a garden, patio or dining area, the Classic series provides multiple options for seating and tables. Choose from an array of metal patterns, then pick your colors for a customized look that's stylish—and best of all—virtually maintenance-free.

Pattern Options



Diamond



Perforated



Rib



Solid



CLASSIC Tables & Chairs



CA400(D)



CA300(P)
(Chair)

CA110(P)
(Table)

SERIES INFO

30", 36", 42" and 48" round tables

30" and 36" square tables

Dining chair and 4' love seat

Portable or surface-mount mounting option

All-steel, Plastisol-coated seats and tops,
powder-coated frames and solid tops



CA101(L)
(Table)

CA300(R)
(Chair)



CN439(P) with MC103
(Covers sold separately)

CONTEMPORARY | PLASTISOL

Looking for a modern appearance that's both versatile and practical? You can have it all—and more—with the Contemporary series. Designed with contoured bends in the framework, these attractive benches really stand out and suit practically any setting.

Pattern Options



Diamond



Perforated



Rib



Slat



SERIES INFO


4', 6' and 8' benches with and without back

Optional center armrest and mounting plate covers


All-steel, Plastisol-coated seats, powder-coated frames

Portable or surface-mount and in-ground mounting options

CONTEMPORARY Benches



CN425(P)



CN420(D)



CN420(S) with MC104
(Covers sold separately)



CN415(R)



CY420(R)

COURTYARD | PLASTISOL

The Courtyard series is one of our most popular bench selections—and it's easy to see why. Its clean, simple lines help it complement a variety of environments—from retail dining to botanical gardens. Whether you choose a color that will blend in or pop out, your Courtyard bench will enhance your setting in countless ways.

Pattern Options



Diamond



Perforated



Rib



Slat

COURTYARD Benches




CY420(P) with CY430
(Center arm sold separately)



CY428(R)

COURTYARD Benches



CY420(D)



CY427(S)

SERIES INFO

4', 6' and 8' benches with and without back

Optional center armrest

All-steel, Plastisol-coated seats, powder-coated frames

Portable or surface-mount and in-ground mounting options





URBANSCAPE COVINGTON



CO1111C

COVINGTON | POWDER-COATED

With the Covington collection, we've moved beyond the basics—without being too overpowering. The smooth cast aluminum design, along with the contoured seat, gives it a simple appearance that still exudes elegance.

Pattern Options



Faux-Wood



Horizontal Slat



Rod



Slat



Square Perf



Round Perf

COVINGTON Benches




PE7534P

TE3F34P



CO1114C



COJ116C

Memorial Bench



CO8419C



CO0412C



CO0116C

SERIES INFO

4', 6' and 8' benches with or without back;
portable or surface-mount mounting option

6' Memorial Bench options (Round or Square
Perforated pattern) (6" x 4" brushed stainless
plaque, engraving not included)

Aluminum and steel seat options with
aluminum frames

Optional center armrests



CO8116C-BC

Breast Cancer Bench
Powder-coated

FIND A CURE BENCHES

Wabash Valley supports many important causes, one of which is finding a cure for breast cancer. For every Breast Cancer bench sold, Wabash Valley donates \$50 toward breast cancer research, awareness and support. For more information about the Breast Cancer bench or other Find A Cure benches, call 1-800-253-8619.



DS101(D)

DESIGNER | PLASTISOL

The rugged construction of the Designer series helps it hold up to the demands of everyday use. It derives much of its strength from the heavy 4" borders and 4" square framework that give it a look all its own. This series is available in our diamond and traditional patterns and is offered in an array of great color choices.

Pattern Options



Diamond



Traditional



DESIGNER Benches & Tables

NEW!




 DS107(T)



DS305(T)



DS326(T) with QC302
(Sold separately)

 ADA-accessible options

SERIES INFO

Single in 4', 6', and 8' lengths, 15" widths

Double in 6' and 8' lengths, 30" widths

With back 4', 6' and 8'

Bench/Planter combos in 4', 6' and 8' with connecting planters

Patterns include diamond and traditional

Optional mounting-plate covers for surface-mount and in-ground options



(2)-DS600(D) with (2)-DS610(D)
and (1)-DS612(D)



URBANSCAPE DEWART



DE1113C


DEWART | POWDER-COATED

It's in the side profile that the design elements can be seen and appreciated in the Dewart collection. Intersecting lines, defined edges and varying widths and thicknesses combine to produce a bold and striking appearance. These benches truly stand out in any environment.

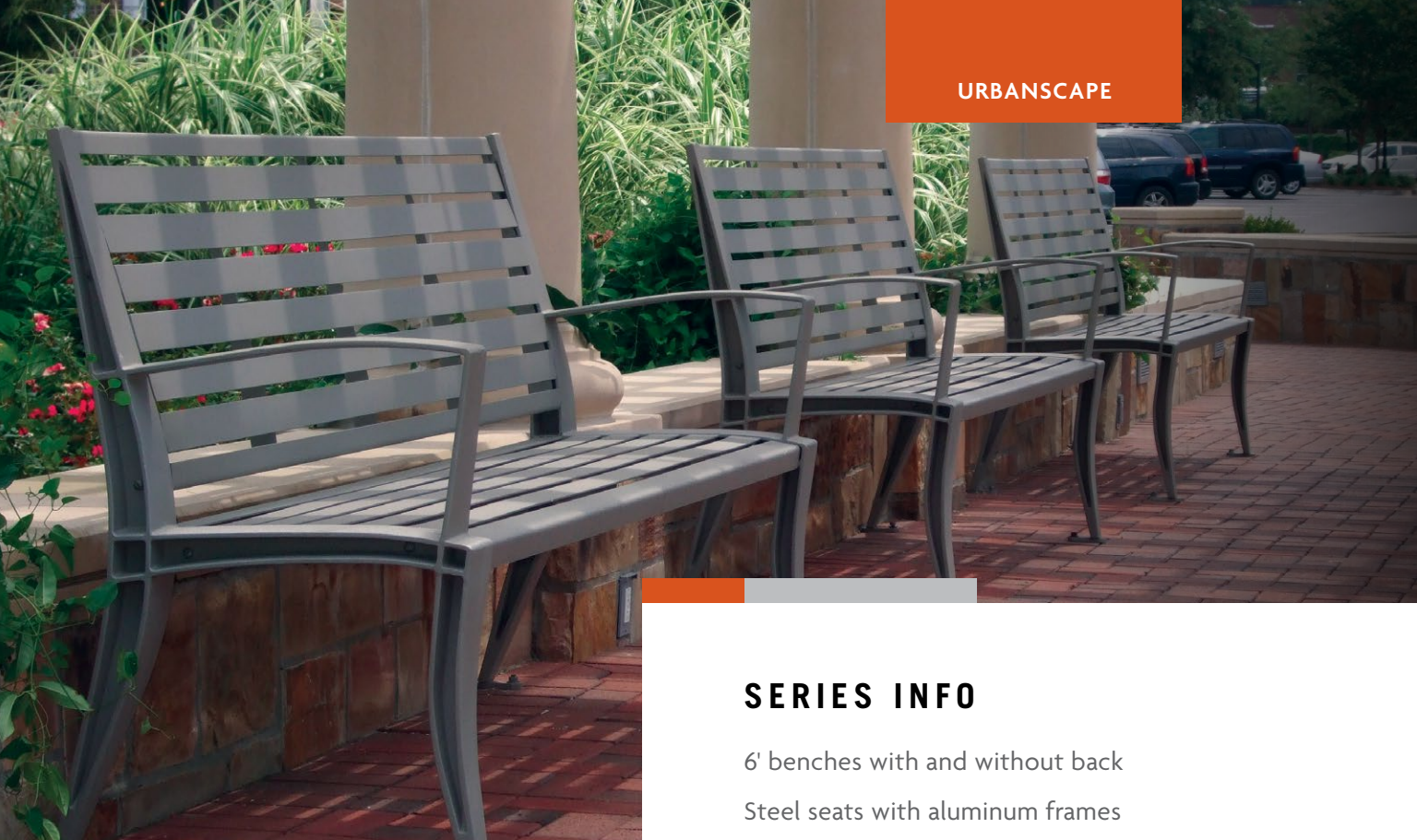
Pattern Options



Slat



Square Perf




SERIES INFO

- 6' benches with and without back
- Steel seats with aluminum frames
- Stainless steel hardware
- Portable or surface-mount mounting option

DEWART Benches



DE1111C



DE1413C

TJ3B43P



PJ7533P



DE1113C



ES527(P)

ESTATE | PLASTISOL

The Estate series is where class meets durability. This practical and breathtaking line adds beauty to any environment. However, it's more than just a pretty face. It's built with durable Plastisol-coated bench seats. In addition, the high-strength, aluminum-alloy, permanent-mold castings provide a superior finish and the ultimate in corrosion resistance.

Pattern Options



Diamond



Perforated



Rib



Slat



SERIES INFO

4', 6' and 8' benches with and without back

Optional center armrest


All-steel, Plastisol-coated seats, powder-coated frames

Portable or surface-mount mounting option

ESTATE Benches



ES528(D)



ES520(S)



ES520(R) with ES530
(Center arm sold separately)



URBANSCAPE HANNA



HAB121P
(Bar chair)

HAA5E9P

(Community table)

HANNA | POWDER-COATED

The clean lines and classic style of the Hanna collection and newly redesigned chair offer a stylish and comfortable spot for dining or relaxing. Available in an array of colors to make any space feel cozy, the powder-coated aluminum chair frames keep the Hanna collection's traditional shape looking brand-new for years to come.

Pattern Options



Horizontal Slat



Square Perf



Solid



SERIES INFO

4', 6' and 8' community tables

6' and 8' drink rails

Bar chairs

Dining chair with and without arms;
stackable

HANNA Chairs, Community Tables & Drink Rails

HA9110P



HA9119P



NEW!

HAA6E9S
(Drink rail)



HANNA Continues



URBANSCAPE HANNA

HANNA Tables & Chairs



HA911AP
(Chair with arms)

HA2G71P
(Table)

HA9121P
(Armless chair)



HA2V79P
(Table)



SERIES INFO

30", 36" and 48" round and square tables

30" x 24" and 30" x 48" rectangle tables

30" and 36" round bar tables and bar chair

Dining chair with and without arms;
stackable

HANNA Tables & Chairs



HAA171P
(Table)

HAB121P
(Bar chair)



HA2077P
(Table)



HR100(V)

HR200(V)

(Lids sold separately)

HR300(V)

HERITAGE | PLASTISOL

The designs of our Heritage series benches enhance the natural beauty of outdoor areas while offering a welcome spot to relax and enjoy a natural setting. Pick the bench design that works for you: weave-pattern or mission-style, either arch-back or straight-back. Add matching planters and receptacles, and you've got a beautiful, coordinated setting.

Pattern Options



Mission



Weave

HERITAGE Benches



HR305(M)

HR100(M)



HR200(M)
(Lids sold separately)



HR310(M)

SERIES INFO

6' straight or arch back options

Mission or weave patterns (weave only in arch back option)

24" square planter

32-gallon receptacle (liners and lids sold separately)

Portable or surface-mount with available adapters





KE1422S

KENTLAND | POWDER-COATED

You can't go wrong with a classic—which is why the Kentland collection takes its styling cues from traditional wood-slat benches and tables. Whether you choose the Faux-wood finish or opt for the powder-coated horizontal slat design, the simplicity of Kentland benches and tables offers timeless appeal without the worries of rotting, warping or cracking.

Pattern Options



Faux-Wood



Horizontal Slat



SERIES INFO

7' benches with in-ground or surface-mount mounting option

7' picnic tables with in-ground or surface-mount mounting option

All-aluminum construction

Mounting plate covers included

KENTLAND Benches & Picnic Tables



KE1429S



KE2539S



KE2532S



MA9512C

MADISON | POWDER-COATED

The Madison collection exudes style with curving lines that flow smoothly and gracefully throughout the frame. Distinctive curls at the ends of the armrests express a delicate and elegant appearance. Its striking design allows it to stand out in any setting, and the available Faux-wood finish makes a bold statement.

Pattern Options



Faux-Wood



Horizontal Slat



Solid

MADISON Tables & Chairs



MA2W39C
(Table)

MA9513C
(Chair)

SERIES INFO

30", 36", 42" and 48" round tables

36" and 42" square tables

Dining chair

Portable or surface-mount mounting option



UMC532N
(Umbrella)

MA9512C
(Chair)

MA2H37C
(Table)





URBANSCAPE OXFORD



OX1112C

OXFORD | POWDER-COATED

Designed by John Caldwell Design, the breathtaking curvature and vertical lines of the Oxford collection recall the majesty of a cascading wave. Even while seated on an Oxford bench, everything in the line makes one think it's in a constant flowing state. And, just like our Ashley collection, everything in our Oxford line is made entirely from aluminum, meaning it's completely protected from rust and corrosion.

Pattern Options



Faux-Wood



Horizontal Slat




Slat



SERIES INFO

- 6' benches with back
- All-aluminum construction
- Portable or surface-mount mounting option


OXFORD Benches



OX1113C



TI3B33P



OX1119C



PI7533P



URBANSCAPE PORTAGE



PO1126P

PORTAGE | POWDER-COATED

The clean, basic design and product breadth of our Portage collection means this line has something for just about any space and any need. It incorporates a simple, yet fun design, combining a round- or square-perforated look with rolled edging, creating a soft and welcoming appearance.

While the look may be soft, its build quality is anything but. Underneath the Portage collection's clean and streamlined appearance is Urbanscape's strong and rigid all-steel framework, topped off with our revolutionary powder-coating process. Add it up, and the Portage gives you a simple design adaptable to a wide variety of environments, with unbeatable durability and quality.

Pattern Options



Square Perf



Round Perf



SERIES INFO

6' and 8' benches with and without back

Portable, in-ground or surface mount options

AAMA-2604-05 specified powder-coat

Stainless steel hardware

Mounting plate covers included on surface-mount and in-ground bench options

PORTAGE Tables & Benches



PO11215



PO14265


PORTAGE Continues



URBANSCAPE PORTAGE

PORTAGE Gathering Tables



 PODHF6C




PODHC6C



PODHA6C

POFH5AC



 Denotes tables manufactured specifically for ADA accessibility. Tables are manufactured with the stated number of seats plus one space for wheelchair accessibility. All ADA tables must be secured down (surface mount adapters included).

PORTAGE Tables



 PODP61I

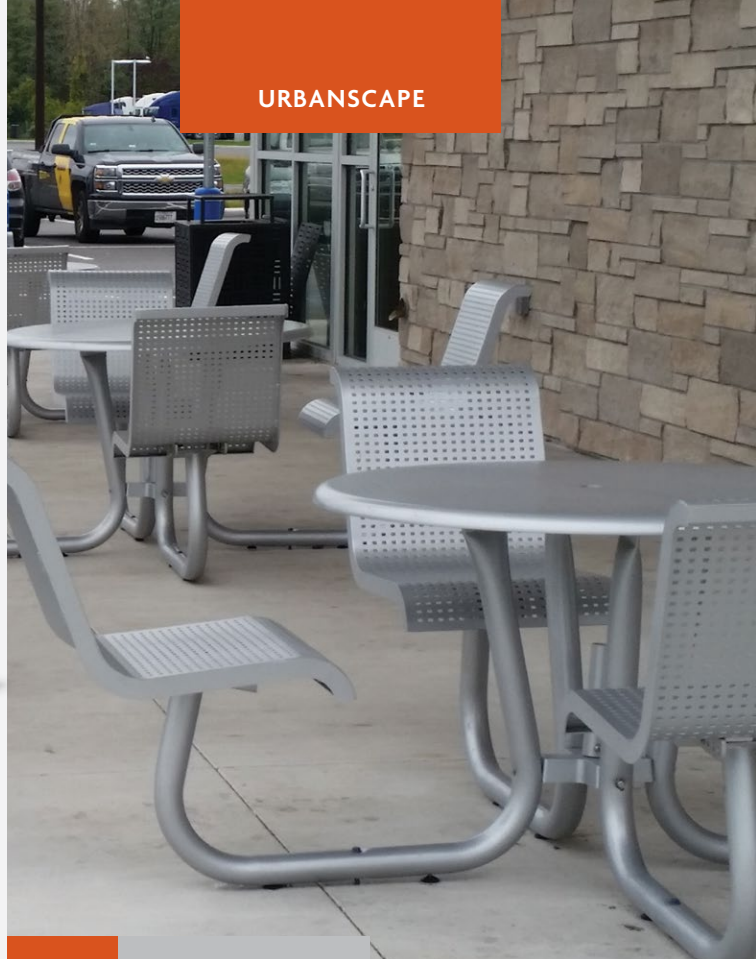


PODP51C



PODN31C

URBANSCAPE



PICNIC TABLES

46", 6' and 8' picnic-style tables

42" round tables with and without back
in 3, 4, 5 and 6-seat options

Standard or ADA accessible tables

42" round 4-seat bar table





PP100(P)

PRESTIGE | PLASTISOL

The Prestige series features rolled edging, creating a graceful, inviting appearance. The stylish design—especially when combined with the tough-as-nails durability of all Wabash Valley products—makes this series perfect for any outdoor environment. Square tables, rectangular picnic tables and two styles of bench seating give you a wealth of options.

Pattern Options



Diamond



Perforated



Rib

PRESTIGE Gathering Tables



UM110N
(Umbrella)

PP220(D)



PP105(D)



UM110N
(Umbrella)

Superior frame
PP201(D)



Basic frame
PP203(D)

PRESTIGE Continues

WABASH VALLEY



SERIES INFO

46", 4' and 6' picnic table options with and without back

Various mounting options for benches and tables

All-steel, Plastisol-coated seats and tops, powder-coated frames



PRESTIGE Picnic Tables

SERIES INFO

Various 4', 6' and 8' benches with and without back

Various mounting options for benches and tables

All-steel, Platisol-coated seats and tops, powder-coated frames



PP235(D)



SG135




PP230(P)

PRESTIGE Benches



PP403(R)



PP302(R)



PP311(P) with SC202
(Sold separately)



PP410(D)



PP300(D)



PP421(P)



RO1112C

ROCKPORT | POWDER-COATED

Designed to showcase the contrast between seating surface and structure, the Rockport collection features arms and legs that boldly wrap around the seat and back, giving the impression of being pinned into place. Choose a Faux-wood seat finish for a textural contrast, or accentuate with different colors of Powder coating instead. Either way, the Rockport's contemporary designs give you an artful approach to functional seating.

Pattern Options



Faux-Wood



Horizontal Slat

ROCKPORT Benches



RO3F32C



RO1112C



RO7532C




RO1119C



RO1412P



RO0112C



RO0419C

SERIES INFO

6' and 8' benches with and without back

All-aluminum construction

Stainless steel hardware

Portable or surface-mount mounting option





SH400(D)

SHADELAND | PLASTISOL

On hot, sunny days, the Shadeland series offers an inviting respite—a spot to relax out of reach of the sun's rays. Available with or without attached seating, it's the perfect solution when a big shelter doesn't meet your layout needs.

Pattern Options



Diamond



Perforated



SERIES INFO

6' bench or table shelter

46" table shelter

All-steel, Plastisol-coated seats and tops,
powder-coated frames

In-ground option only

SHADELAND Tables & Shelters



SH100(D)



SH105 (P)



NEW!



 SG122(D)

SG135

SIGNATURE | PLASTISOL

Timeless, durable and dependable, the Signature series includes a broad spectrum of our outdoor furniture, from picnic tables to benches, in various shapes, sizes and styles—even several styles sized just for children. Built to last, they're all fabricated from steel and feature our exclusive Plastisol coating.

Pattern Options



Diamond



Perforated

Pricing and complete offerings [pages 138-140](#)

 ADA-accessible options



SERIES INFO

6', 8' and 10' picnic-style tables

Various ADA options, including new side-by-side picnic table

Portable, in-ground and surface-mount options

Surface-mount adapters available for portable options

SIGNATURE Picnic Tables



SG125(D)



SG206(D)



SG115(D)



SG201(D)



SG106(P)

SIGNATURE Continues



WABASH VALLEY SIGNATURE

SIGNATURE Children's Line



SG172(D)



SG176(D)

SIGNATURE Gathering Tables



SG145(P)



SG150(P)



SG162(P)



Basic frame

SG215(P)



Superior frame


SG231(P)



SG155(D)



ADA-accessible options



SERIES INFO

30", 40" and 46" round, square and octagonal tables

6' and 8' pedestal benches

Bench/table combos

Buddy benches

Children's tables

Various mounting options

SIGNATURE Bench Combos



SG300PBB



SG350(D)



SG355(D) with QC302
(Sold separately)

SIGNATURE Continues



WABASH VALLEY SIGNATURE

SIGNATURE Benches



SG336(D)



SG331(P)



SG425(D)



SG315(P)

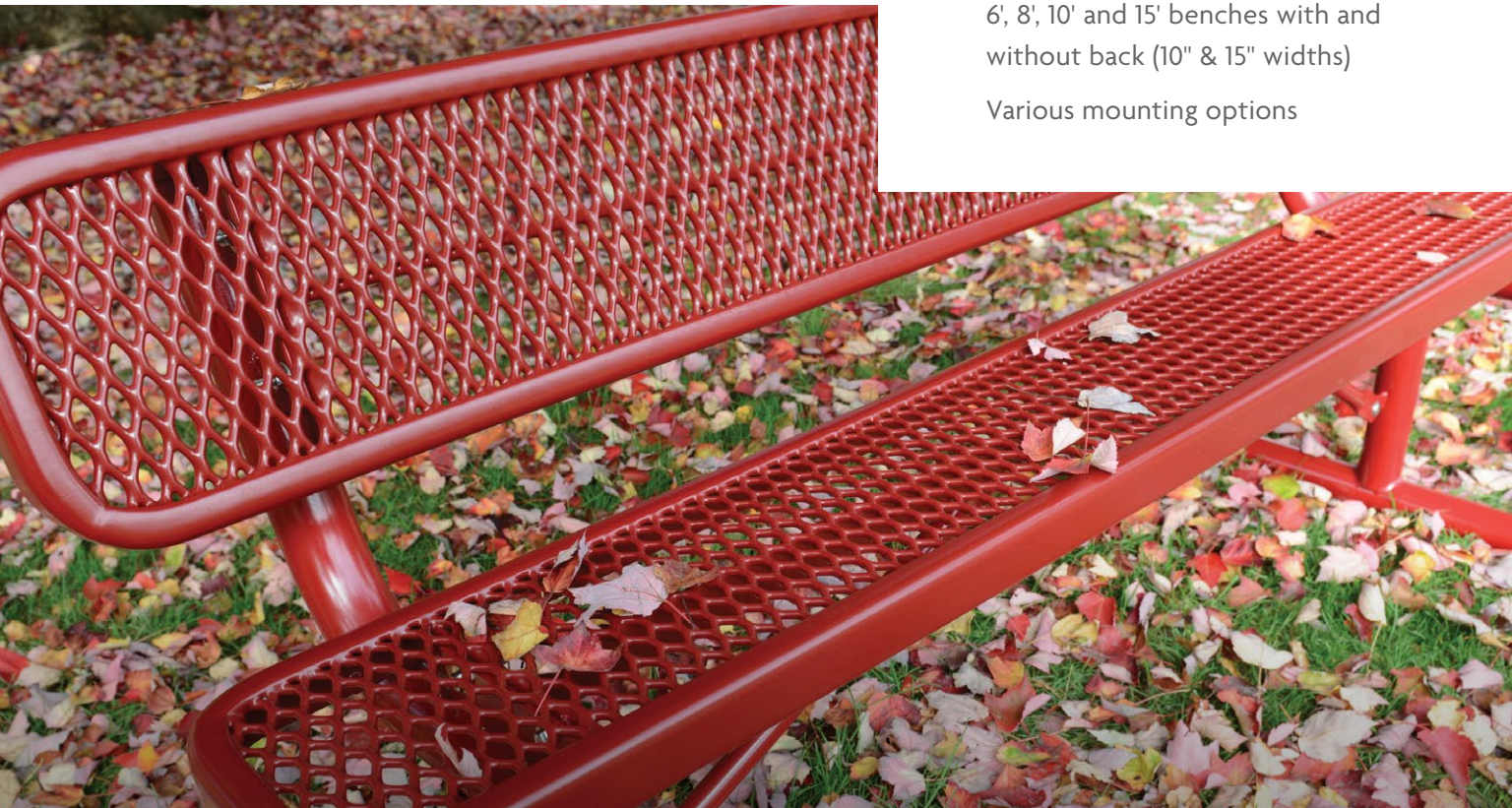


SG400(P)

SERIES INFO

6', 8', 10' and 15' benches with and without back (10" & 15" widths)

Various mounting options





SP226(D)

SPECIALTY | PLASTISOL

Wabash Valley offers more than just tables and benches—we also create unique products that don't necessarily fit into any one series. That's why we've grouped them into our Specialty Items series, where you'll find swings, game tables, memorial benches and basket trucks, available in numerous styles, sizes and colors.

Pattern Options



Diamond



Perforated



Rib



Slat

[SPECIALTY Continues](#)



Checkerboard insert included with table models!

Select Plastisol colors for the tabletop and seats and powder-coated colors for the frame and checkerboard (2 colors for checkers).

SPECIALTY Game Tables



SP200(P)




SP115(D)



SP120(D)


SPECIALTY Memorial Benches




SP405R



SP400P



SP422P



SP410(R)

SERIES INFO

Round and square game tables with various framework and mounting options

4' and 6' swings

6' Memorial Benches available in Contemporary®, Estate®, Prestige® and Courtyard® (6" x 4" brushed stainless plaque, engraving not included)

All-steel, Plastisol-coated seats and tops, powder-coated frames

SPECIALTY Basket Truck & Swings



SP530

SP315

(Frame)

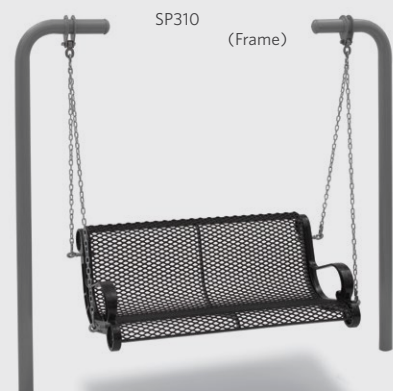


SP300(P)

(Swing)

SP310

(Frame)



SP300(D)

(Swing)




SY210(D) with MC104
(Sold separately)

SPYDER | PLASTISOL

The unique, durably constructed Spyder series line of tables is available in an array of different shapes, sizes and colors, allowing you plenty of options. Its open-design legs make clean-up easy.

Pattern Options



Diamond



Perforated



SERIES INFO

36" and 46" round tables – 3 and 4-seat options

46" square and octagonal tables

7' and 11' picnic table options

ADA accessible options

Children's table options


Optional mounting plate covers

SPYDER Picnic Tables




SY215(P)



 SY116(D) with MC104
(Sold separately)



 SY201(P) with MC103
(Sold separately)



UM110
(Umbrella)

SY110(D)

SPYDER Continues



WABASH VALLEY SPYDER


SPYDER Children's Tables




SY101(D)

SPYDER Picnic Tables



 SY225(D) with MC104
(Sold separately)



 SY150(D) with MC106
(Sold separately)



SU2I38P

(Table)

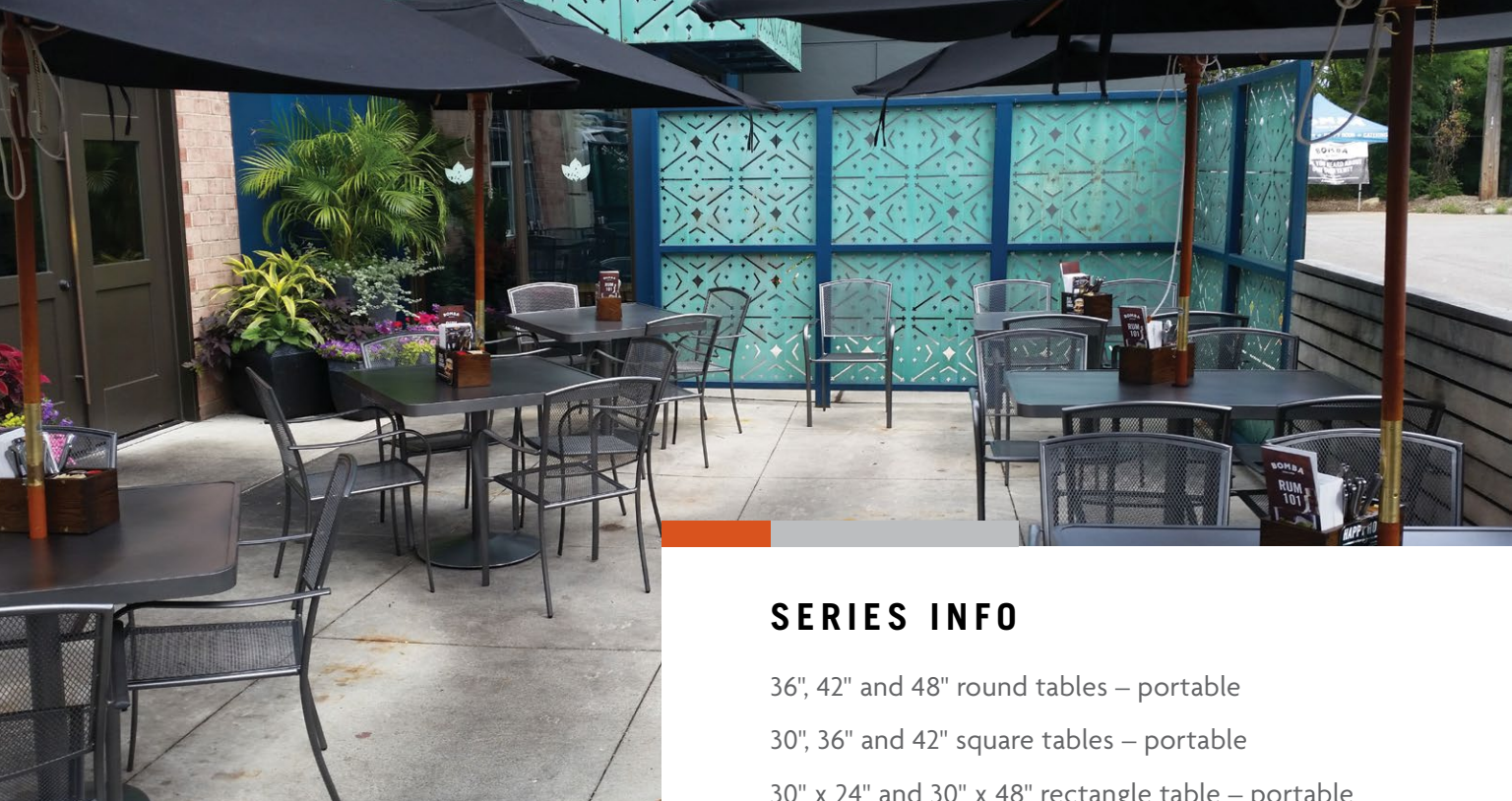
SU9I18P

(Chair)

SULLIVAN | POWDER-COATED

The Sullivan collection offers a sensible seating solution for the cost-conscious business. The simple, slim lines are designed to complement any outdoor space without distracting patrons. You can select from a round, square or rectangle table to fit your space perfectly. Plus, the chairs are stackable for easy storage. Practicality never looked so good.

[SULLIVAN Continues](#)



SERIES INFO

36", 42" and 48" round tables – portable

30", 36" and 42" square tables – portable


30" x 24" and 30" x 48" rectangle table – portable

Dining chair – stackable

Not designed for umbrella use

SULLIVAN Tables & Chairs




 SU2Z88P



SU2X38P
(Table)

SU9118P
(Chair)

 ADA-accessible options



UP427(R)

UPTOWN | PLASTISOL

Don't let it fool you. This series might seem lightweight because of its airy design, but it's just as tough and rugged as the rest of Wabash Valley's line. The same Plastisol-coated contoured bench seats used in other series make it just as dependable, while its streamlined frame design projects a contemporary, sophisticated look.

Pattern Options



Diamond



Perforated



Rib



Slat

UPTOWN Continues



SERIES INFO

4', 6' and 8' benches with and without arms

Optional center armrest


All-steel, Plastisol-coated seats, powder-coated frames

Portable or surface-mount mounting option

UPTOWN Benches



UP400(P) with UP430
(Center arm sold separately)



UP420(D)



UP425(S)



WI1114C

WINCHESTER | POWDER-COATED

It's the small details and subtle refinement that give the Winchester collection its strong visual appeal. The graceful curves of the bench and chair frames are echoed in the matching tables' cambered legs. The result is a modern-looking line that complements a wide variety of settings.

Pattern Options



Faux-Wood



Horizontal Slat



Rod



Slat



Square Perf



Round Perf



Solid



URBANSCAPE WINCHESTER





WI0112C

WINCHESTER Benches



WI8111C



WIJ116C
Memorial Bench

SERIES INFO

4', 6' and 8' benches with back; portable or surface-mount mounting option

6' Memorial Bench options (Round or Square Perforated pattern) (6" x 4" brushed stainless plaque, engraving not included)

Optional center armrests

36", 42" and 48" round tables

36" and 42" square tables

Dining chair



WINCHESTER Tables & Chairs



WI9112C
(Chair)

WI2W32C
(Table)



UMC532N
(Umbrella)

WI2H32C
(Table)



WI9112C
(Chair)



TG3F33P



WI1113C



PG7533P



WO1112S

WOODRIDGE | POWDER-COATED

The Woodridge collection offers a more sculptural interpretation of traditional benches. The expressive, one-piece legs and arms draw the eye, and they're available in a variety of finish options—either Faux-wood or standard powder-coated—to further accentuate their shapes. These beautiful, soft-angled forms cradle the seat and back in a graceful curve, lending a visually playful and welcoming effect.

Pattern Options



Faux-Wood



Horizontal Slat



SERIES INFO

6' benches with and without back

All-aluminum construction


Surface-mount mounting option

AMMA2604-05 specified powder-coat

WOODRIDGE Benches



WO1119S



WO1419S




WO3B32P



WO1112S

WO7532P



WY420(S)

WYATT | PLASTISOL

The Wyatt collection's subtle curves and inviting shape turn an outdoor spot into an inviting place to rest. The Plastisol-coated seat with powder-coated aluminum frame can be customized with a variety of patterns or colors, making each Wyatt bench look just as great as the outdoors, year after year.

Pattern Options



Diamond



Perforated



Rib



Slat



SERIES INFO


4', 6' and 8' benches with back

Optional center armrest (not for slat pattern)


Plastisol-coated seat, powder-coated frames

Stainless steel hardware

WYATT Benches



WY400(D)



WY420(R)



WY427(P)



URBANSCAPE YORKTOWN



YO1312C

YORKTOWN | POWDER-COATED

The contemporary design and Faux-wood finishing of the Yorktown collection refine the look of the traditional wood bench while helping it blend in with almost any outdoor setting. In addition to the Faux-wood finishes, this collection is also available in standard powder-coated finishes, giving you the ability to customize the benches to meet your needs.

The Yorktown collection is all about choices, with plenty of alluring options to help you create a truly unique environment. The Yorktown offers multiple captivating bench-style designs—available in three different lengths—as well as beautiful chair options. And, you can complement the seating with stylish round, rectangular, square or coffee tables.

Pattern Options



Faux-Wood



Slat

Pricing and complete offerings [pages 147-148](#)



SERIES INFO

4', 6' and 8' benches

Straight, Arch or Chippendale back options

8' curved bench

Optional center armrests

YORKTOWN Benches



YO0112C



YO3F32C



YO1212C



YO7532C

YORKTOWN Continues



URBANSCAPE YORKTOWN

YORKTOWN Benches



YO1113C



YOE113C

YORKTOWN Tables & Chairs



YO2K32C
(Table)

YO9112C
(Chair)



YO9113C
(Chair)

YO2G33C
(Table)

YORKTOWN Patio



YO8112C
(Bench)

YO2M32C
(Table)

SERIES INFO

48" round and square tables

48" square coffee table

36" x 72" rectangle table

Dining chair





GREEN VALLEY



GV420G

(Contemporary style)

GREEN VALLEY | POLYTUF™ – RECYCLED PLASTIC

Green Valley products offer environmentally friendly alternatives. Constructed with PolyTuf™ plastic lumber custom-extruded from recycled plastics, Green Valley benches, picnic tables and receptacles are long-lasting and nearly maintenance-free. They also don't have the drawbacks of real wood, such as fading, insects, cracking and splintering.

Unlike most wood and wood-composite products that quickly fade when exposed to the weather, the PolyTuf™ surfaces have no wood fibers so they retain their vibrant look for years. In addition, they don't need waterproofing, staining or any maintenance other than an occasional washing with soap and water.

Color chart
Items on pages 96-98



CEDAR



TUDOR

Pricing and complete offerings pages 148-149



SERIES INFO

6' benches with and without back

Various mounting options for benches

Steel-reinforced recycled plastic seats and backs


GREEN VALLEY Benches



GV301G
(Signature style)



GV302G
(Signature style)



GV430G
(Contemporary style)

GREEN VALLEY Continues



GREEN VALLEY

GREEN VALLEY Picnic Tables



GV300G
(Liner included, lids sold separately)



GV106G



 GV115G



GV140G



GV230G



 GV234G

SERIES INFO

46", 6' and 8' picnic table options

Various mounting options

32-gallon trash receptacles
(lids sold separately)

Steel-reinforced seats and tops

GREEN VALLEY Tables & Chairs

NEW!



GV9112P
(Chair with arms)

 GV2V72P
(Table)



GV8122P
(Bar chair)

GVAX72P
(Table)

NEW!

SERIES INFO

30" x 36" bar tables

30", 36" and 48" tables

30" x 24" and 30" x 48" rectangle tables

Dining chairs with or without arms

Bar chairs


Color chart Items on pages 99



BLACK




GRAY



MILWAUKEE
BROWN



GV9122P
(Armless chair)

 GV2Z72P
(Table)



ARCADIA

NEW!



ARM77030SQ



ARM77022A



ARM77004



ARM77002



ARM77022



ARM77032

ARCADIA

A great option for your outdoor patio gathering spots. Our Arcadia collection is fabricated from an enhanced weave material, suitable for outdoor use. Each seating unit comes with cushions that are available in four standard colors with joining clamps that allow you to configure the seating into numerous layouts by securing them together.


Fabric Options



BLACK




ORANGE



SALSA



PEWTER



SERIES INFO

Java-colored enhanced-weave material

Cushions included; woven vinyl-blend in 4 colors

Joining clamps

ARCADIA Tables & End Tables



ARM77036



ARM77003



PLANTERS



PL101(S)



RO7532C

W: 41 3/4" D: 28 5/8" H: 25 5/8"



PL200(R)



PE7536P

W: 24 1/2" D: 24 1/2" H: 24 1/4"



YO7533C

W: 29 3/4" D: 28 3/4" H: 24 1/4"



PI7533P

W: 32" D: 32" H: 23"



PA7533P

W: 25 1/2" D: 25 1/2" H: 15 3/4"



PA7536P

W: 25 1/2" D: 25 1/2" H: 15 3/4"



PE7534P

W: 24 1/2" D: 24 1/2" H: 24 1/4"



WO7532P

W: 24 1/8" D: 24 1/8" H: 18 1/2"



PG7533P

W: 24" D: 24" H: 15"



PLANTERS

Wabash offers a wide selection of planters in both our Plastisol-coated Wabash brand and our powder-coated Urbanscape brand. Select various styles, shapes and sizes to meet your needs.

• Wabash Valley • Urbanscape

NEW!



BR034-161630



BR043-481416



BR053-2424



BR042-601424



BR046-481424



BR072-1832

BROOKSTONE

Our beautiful new Brookstone collection of outdoor planters is sure to add to your patio setting. All Brookstone planters are fabricated from UV- and scratch-resistant fiberglass. We offer six different styles, each in multiple sizes and all in either Bronze, Copper or Matte Black finishes.

Finish Options



MATTE BLACK



BRONZE



COPPER



WABASH VALLEY UMBRELLAS

UMBRELLAS Standard Market, Lucaya & Faux-Wood

LUCAYA UMBRELLA

Our strongest, most durable 9' umbrella. One-piece .125" pole construction in White or Champagne. Five-year rib, pole and fabric warranty.

UM115
(Lucaya)

UM110
(Standard market)

MARKET UMBRELLA

The market umbrellas add an attractive touch to in any outdoor setting. Available in two sizes—7.5' and 9'—market umbrellas feature marine-grade fabric that's backed by a five-year warranty, 8 ½" fiberglass ribs, 0.08" wall thickness. Two-piece poles come in White or Champagne coloring.



WHITE



CHAMPAGNE



UMC532N
(Faux-wood)



TEAK



CHESTNUT

FAUX-WOOD UMBRELLAS

The 9' Faux-wood umbrellas (UMC532N) offer a distinctive look. Using a push-up and pin-lift mechanism, these umbrellas have a one-piece, 1 ½" diameter FiberTeak™ simulated wood pole and are made with a solid wood hub (5" height by 3 ½" diameter) with stainless steel hardware. They feature marine-grade fabric for standard tops, 8 ½" diameter flexible fiberglass ribs—which match the simulated wood grain of the pole—molded nylon joints and end tips, a single, sewn-in vent and storage ties. The FiberTeak™ finial matches the selected pole color, which is available in Teak or Chestnut.

7.5' & 9' MARKET UMBRELLAS

FiberBuilt umbrellas are some of the toughest on the market. They are a unique line of umbrellas that are made not only to endure weather conditions, but also to provide the consumer with quality, choice and longevity. What clearly distinguishes the FiberBuilt umbrellas are their nylon joints (yokes), spindle and end tips and their fiberglass support ribs. Unlike traditional metal and wood ribs, their fiberglass ribs are strong and resilient, bending and flexing to absorb wind without breaking or disfiguring. This durability, combined with an inherent resistance to rust and corrosion, results in umbrellas that last four to five times longer than traditional steel- or wood-ribbed umbrellas.

UMBRELLA Options



Wabash Valley can add logos to any market umbrella. Please consult a sales representative for more information.



UM305

UMBRELLA Colors

Standard colors shown. Additional colors available as special-order. Because of variations that occur in the printing process and in the color of the fabric, samples shown in this catalog may not exactly match that of the finished product. Actual color samples can be provided. Call for more information.



Standard Market Umbrella

- Quality market umbrella
- 5-year rib replacement warranty (finest available)
- Marine-grade fabric (5-year limited warranty)
- 7.5' and 9' sizes
- Crank, manual lift and pulley/pin lift options

- (8) 1/2" fiberglass ribs
- 0.080" wall thickness
- White or Champagne pole color choices
- Wabash Valley Manufacturing recommends manual lift or pulley/pin lift umbrellas as the most durable

Lucaya Umbrella

- 9' size
- 5-year rib and pole warranty
- Marine-grade fabric (5-year limited warranty)
- One-piece .125" thickness aluminum pole 1.5" diameter

- White or Champagne pole color choices
- Push-and-pin lift mechanism
- (8) 1/2" fiberglass ribs
- Toughest on the market

UMBRELLA Continues



WABASH VALLEY UMBRELLAS

UMBRELLAS All-Aluminum



ALL-ALUMINUM UMBRELLAS

92" octagonal all-aluminum umbrella, made from $\frac{1}{8}$ " thick aluminum.

- Top canopy perforated pattern available in all standard powder-coated options.
- Frame available in silver color only.
- Pole — 5 mm thick x 1.5" diameter aluminum extrusion.
- Ribs — $\frac{3}{4}$ " square extruded aluminum tubing.
- Assembly is required.
- The umbrella is permanent once it is assembled and mounted. It will not close and cannot be taken down.

ALL-ALUMINUM UMBRELLAS MUST BE:

- Secured to a permanently mounted table.
- Permanently surface-mounted, using the approved base if not secured to a surface-mounted table.
- If used with third-party-manufacturer's table or in a stand-alone application, the umbrella must be permanently surface-mounted to the ground.
- Do not use the umbrella unless it is properly installed and mounted to a concrete surface.
- Assembly instructions must be adhered to as written or serious injuries could occur.
- We strongly recommend the umbrella only be used with tables manufactured by Wabash Valley.

UMBRELLAS Garden & Terrace



UM100

Garden Umbrellas

Garden umbrellas have (6) $\frac{3}{8}$ " ribs and a 0.065" wall thickness and come with a crank-lift mechanism.

- Available with both White and Champagne pole colors.
- Available in Textilene fabric—a coated mesh with approximately 80-percent sun blockage.
- Top available in solid or alternating color panels. Alternating color panel options include Blue/Natural; Red/Natural; Green/Natural or Yellow/Natural.
- Garden and Terrace umbrellas are our economy-line umbrellas. They still encompass the same durable fiberglass ribs, but for the toughest use, we recommend our standard Market or Lucaya umbrellas (shown on pages 104-105).



WHITE



CHAMPAGNE



UM120








Terrace Umbrellas

- Two-piece pole
- 9' diameter
- (8) $\frac{1}{2}$ " diameter fiberglass ribs
- 0.08" wall thickness
- Crank-lift mechanism
- Spun acrylic fabric with vents
- 1-year warranty







UM300

UMBRELLA Garden Textilene Fabrics

NATURAL
A201VANILLA
A213YELLOW
A204BLACK
A211GRAY
A212FOREST
A209BLUE
A207TEAL
A210RED
A205

UMBRELLA Terrace Spun Acrylic Fabrics

NATURAL
O728ANTIQUÉ BEIGE
O730PACIFIC BLUE
O733NAVY
O760FOREST GREEN
O735BLACK
O737



RECEPTACLES

RECEPTACLES Tapered & 55-gallon



LR350(D) with DT100
(Sold separately)



LR355(P) with FT115 (Sold
separately)

RECEPTACLES Flare Top



FR500(R) with FT100
(Sold separately)



FR400(P) with AB100
(Sold separately)

RECEPTACLES

Tapered receptacle: Liners, mounting posts and lids sold separately.

55-gallon receptacle: Designed for use with any standard-size steel drum (not included).

Optional new 55-gallon liner

Flare-Top receptacle: Perforated and rib pattern 32-gallon receptacles available with side door option.

Options: Liners, lids and mounting posts available separately for use on any size.

RECEPTACLES Pole-mount



LR360(D)
(Pole not included)

Pole-mount receptacle:

Liners included. For use on any existing poles by attaching via bolting or banding (attachment hardware not included).

RECEPTACLES Standard



LR300(S) with FT100
(Sold separately)



LR305(P) with FT100
(Sold separately)



LR300(R) with SB100
(Sold separately)

Options: Liners, lids and mounting posts available separately for use on any size. See lids on page 109.

Perforated and rib pattern 32-gallon receptacles available with side door option.

Patterns: Diamond, perforated, rib or slat

RECEPTACLES Recycle Station



LB100



LB101



LB102



LB103

Our Recycle Station components are all sold separately, allowing you flexibility in look and function.

How To Order:

1. Select a post system (LR110 or LR112)
2. Select (3) 32-gallon receptacles (found on pages 74-75, all options except tapered LR350 can be used)
3. Select (3) lid options. The following lid options can be used: FT100, FT105, FT106, FT107, DT100, DT101, SB100 or SB105.
4. Select (3) liners (LR310 found on page 75)
5. Select recycle labels. Some of our lid options already come with labels (e.g., FT106) while others can be retrofitted with the LB100, LB101, LB102 or LB103 labels (e.g., FT107).



As shown: (1) LR112;
(3) LR300D; (3) LR310;
(2) FT107; (1) FT100;
(1) LB101; (1) LB102;
(1) LB103

RECEPTACLES Lids

FT117



FT116



FT105



AL100



Choose your lid and style:
Powder-coated flat-top lids in inward or outward slope.

Bonnet lids in solid, ashtray or serving tray options.

Cast ash/trash lid.

Foam-molded plastic dome-top lid.

Flat-top recycle lid labeled "Recycle Only" with 5" diameter hole opening.

Dome-top recycle lid labeled "Recycle Only" in black with 4" diameter hole opening.



FT100



FT106



SB100



DT100



TB100



FT115



FT110



AB100



DT101



FT107



URBANSCAPE RECEPTACLES



Bonnet lid



Bonnet lid with ash

T1 (with scrolls)



T13F33P



TJ3B43P

TJ (without scrolls)

TK



TK3F33P

Receptacle Lid Options:

Flat-top, Bonnet or Ash bonnet

14" Opening:

Only on Bonnet and Ash bonnet

Lid Material: 18-gauge spun steel

Base Material: Aluminum slats

Mounting Options: Portable, surface-mount or in-ground

Finish Options: Powder-coat (see page 116-117)

Capacity: 32 gallons

Optional side-opening: T1 and TJ



Recycle Lid



Dome Lid



Dome Lid with Ash



TE3F34P

Receptacle Lid Options:
Flat-top, Dome, Ash dome or Recycled

Lid Material: Aluminum casting or 18-gauge spun steel

Base Material Options:
12-gauge square perforated steel, 12-gauge round perforated steel or 1/2" solid rod

Mounting Options: Portable, surface-mount or in-ground

Finish Options: Powder-coat (see page 116-117)

Capacity: 32 gallons



TE3F36P



TE3S31P



TF3F32P

Receptacle Lid Options:
Flat-top, Dome, Ash Dome or Recycle lid

Lid/Accent Material:
Aluminum casting

Base Material: Faux-wood/powder-coated reinforced aluminum extrusion

Mounting Options: Portable, surface-mount or in-ground

Lid/Accent Finish Options:
Powder-coat

Capacity: 32 gallons

Side-opening



TG3D33P



Recycle Lid



Dome Lid



Dome Lid with Ash




YO3F32C




WO3F32P



WO3B39P



Bonnet Lid with Ash



Bonnet Lid

TA Slat



TA3F33P

TA Wide-slat



TA3F3GP

TA Faux-wood



TA3A32P

Receptacle Lid Options:
Flat-top, Bonnet or Ash bonnet

14" Opening:
Only on Bonnet and Ash bonnet

Lid Material: 18-gauge spun steel

Base Material: Aluminum casting

Mounting Options: Portable, surface-mount or in-ground

Finish Options: Powder-coat (see page 116-117)

Capacity: 30 gallons



WABASH RECEPTACLES

NEW!

TN



TN3B43P

55-gallon receptacle lid
options: 18-gauge spun steel

Base material: Aluminum
casting and extrusion

Side-opening with liner

Mounting options: Portable,
in-ground or surface-mount



GV300G

Any standard lid option
on page 109 (sold separately)

Liners included

32-gallon capacity



RO3F32C Receptacle Lid

Options: Flat-top

Frame Material: Permanent-mold
aluminum castings

Capacity: 39-gallons

Side-opening

Mounting Options:
Portable/Surface-mount



TM3S46C

Recommended placement
for recycle stickers,
included with receptacle.

Color Options: Recycle
insert plate and base
receptacle can be
ordered in different
powder-coat colors
to distinguish it as a
recycling unit (see page
116-117)



TM3B41C

Receptacle
Lid Options: Fixed lid

Base Material:
Perforated steel

Mounting: Portable/
Surface-mount

Finish Options:
Powder-coat
(see page 116-117)

Capacity: 30 gallons;
Side-opening

ASH URNS



AT100(P)

Options:

Standard or ash-trash
Plastisol coated



AU101(R)

Options:

Standard or ash-trash
Plastisol coated



AEG531C



AEG534C



ROG532C

W: 12 3/8" D: 12 3/8" H: 24"

Options:

Standard or ash-trash. Standard available in
Faux-wood or standard powder-coat. Ash/Trash
available in standard powder-coat only.



ROL539C

W: 12 3/8" D: 12 3/8" H: 33"

BIKE LOOPS & GRATES



TG148

Features:

Complies with the Americans with Disabilities Act of 1990.

Backed by 5-year limited warranty: guaranteed not to crack, peel, warp or rot.

Unaffected by common acids, alkalies, salts, acid rain, sewage or sea water.

Black matte Plastisol only, specially formulated for a slip-resistant surface.

Options:

Four different sizes available in square or round shapes.

16" tree-well opening: custom opening sizes can be special-ordered to meet your needs.

Optional framing available (recommended for ease and lower installation costs).

Optional tree guards used for protection and growth support in flat-bar or round-rod styles.

Pattern: Universal

BIKE LOOPS Racks



BRK538S

W: 50 1/2" D: 2 3/8" H: 34 1/4"

Rack Material: 2 3/8" tubing

Mounting Options:
In-ground or surface-mount

Finish Options:
Powder-coat (see pages 116-117)

Rack Dimensions:
4' 2" length - 5 bikes



BRH538S

D: 4" H: 25 1/4"

Loop Material:
1/2" x 1 1/2" Steel

Mounting Options:
Surface-mount
or In-ground

Finish Options:
Powder-coat or
Plastisol coat
(see pages 116-117)



BRI538P

W: 59 1/4" D: 38 1/2" H: 32"

Rack Material:
Steel tubing

Mounting Options:
Portable/surface-mount

Finish Options:
Powder-coat (see pages 116-117)

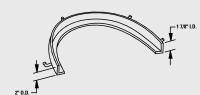
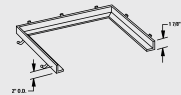
Rack Dimensions:
5' length - 8 bikes



TG125



TG120





GRILLS & FIRE RINGS

To round out our full line of outdoor furnishings, Wabash Valley is showcasing below our outdoor grill and fire ring selections. Choose from several sizes and attributes, all coated in non-toxic heat- and rust-resistant black enamel.



GR100N



GR101N



GR102N

GRILLS Specialty



GR104N



GR105N



GR106N



GR103N

SHADES

Wabash Valley now distributes products from USA Shade & Fabric Structures, one of the largest structure companies in the world. Please contact us to learn more on what we can offer to meet your shade needs.

WABASH VALLEY



NEW!



COLORS

Urbanscape – Choose from 14 standard powder-coat colors and four Faux-wood powder-coat options. Many of the standard powder-coat colors feature a unique textured finish that creates a premium look and feel. Our Faux-wood finish is achieved with a 3-step powder-coat process that creates a wood-like grain appearance. All Urbanscape color options meet the most stringent powder-coat test specifications in the AAMA 2604-05. Custom colors are available.

Wabash Valley – All Wabash Valley brand products feature Plastisol coating on table tops and seats, bench seats and backs, and receptacles, planters and ash urn basins. Choose from 13 Plastisol color options. All framework is available in 15 different gloss-finished powder-coat options, which exceed AAMA 2604-05 test specifications. Solid top options within the Wabash Valley brand are coated in your choice of any standard powder-coat colors within the Urbanscape color chart options. Custom powder-coat colors are available.

Green Valley – Create a natural look with our eco-conscious line of furniture that features various recycle color options depending on the models ordered. Green Valley frames are available in all Wabash and Urbanscape powder-coat colors.

Colors shown here and throughout this catalog are approximate only. Please call and request actual samples if needed.


URBANSCAPE POWDER-COAT COLORS



YOKE WHITE



STRAW



SILVER



MOCCASIN



GRANITE



BURST RUST



HAZEL NUT



TEXTURED BRONZE



PEWTER VEIN



SMOKE



TEXTURED RED



TEXTURED BLACK



OCEAN BLUE



HUNTER


URBANSCAPE FAUX-WOOD COLORS



WHEAT



ESPRESSO



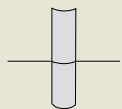
WEATHERED



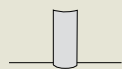
ITALIA

Special order colors require 10-12 weeks lead time.

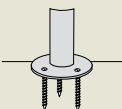
MOUNTING OPTIONS



IN-GROUND—Material is embedded deep into concrete.



PORTABLE—Mount sits on top of surface and is movable.



SURFACE—Bolted to top of concrete surface with anchor bolts (not provided) all surface-mount holes are 1/2" diameter.

WABASH PLASTISOL AND POWDER-COAT COLORS



SAND



GRAY



YELLOW



TEAL



CHARCOAL



BLUE



PURPLE



RED



CRANBERRY



KELLY GREEN



GREEN



DARK BRONZE



BROWN



BLACK



WHITE



ORANGE

White and Orange are only available as Powder colors.*

*White and Orange are only available as frame, Flat-top lid and bonnet lid color options and are not available in Plastisol.

GREEN VALLEY FINISHES¹

Color chart – pages 96-98



CEDAR



TUDOR

Color chart – page 99



BLACK



GRAY



MILWAUKEE BROWN

¹ Green Valley frames available in all Wabash Valley and Urbanscape powder-coat colors.

WABASH VALLEY Dome Lid Colors



PRICING

ASHLEY

FAUX-WOOD



MODEL	DESCRIPTION — BENCH	WEIGHT	PRICE
AS1112C	6' Bench with back, with arms - Faux-wood - Portable/Surface-mount	115 lb.	\$1579

HORIZONTAL SLAT



MODEL	DESCRIPTION — BENCH	WEIGHT	PRICE
AS1119C	6' Bench with back, with arms - Horizontal slat - Portable/Surface-mount	101 lb.	\$1579

SLAT



MODEL	DESCRIPTION — BENCH	WEIGHT	PRICE
AS1113C	6' Bench with back, with arms - Slat - Portable/Surface-mount	117 lb.	\$1698

BURNS HARBOR

HORIZONTAL SLAT



MODEL	DESCRIPTION — BENCHES	WEIGHT	PRICE
BH1129I	6' Bench with back, without arms - Horizontal slat - In-ground	135 lb.	\$1375
BH1129S	6' Bench with back, without arms - Horizontal slat - Surface-mount	144 lb.	\$1375
BH1429I	6' Bench without back, without arms - Horizontal slat - In-ground	109 lb.	\$975
BH1429S	6' Bench without back, without arms - Horizontal slat - Surface-mount	111 lb.	\$975

FAUX-WOOD



MODEL	DESCRIPTION — BENCHES	WEIGHT	PRICE
BH1122I	6' Bench with back, without arms - Faux-wood - In-ground	135 lb.	\$1375
BH1122S	6' Bench with back, without arms - Faux-wood - Surface-mount	144 lb.	\$1375
BH1422I	6' Bench without back, without arms - Faux-wood - In-ground	109 lb.	\$975
BH1422S	6' Bench without back, without arms - Faux-wood - Surface-mount	111 lb.	\$975

Surface and In-ground mounts must be adequately anchored.

BUTLER

HORIZONTAL SLAT



MODEL	DESCRIPTION — BENCHES	WEIGHT	PRICE
BU8119C	4' Bench with back, with arms - Horizontal slat - Portable/Surface-mount	105 lb.	\$1169
BU8419C	4' Bench without back - Horizontal slat - Portable/Surface-mount	71 lb.	\$85
BU1119C	6' Bench with back, with arms - Horizontal slat - Portable/Surface-mount	119 lb.	\$147
BU1419C	6' Bench without back - Horizontal slat - Portable/Surface-mount	90 lb.	\$1 29

BUTLER (cont.)

FAUX-WOOD



MODEL	DESCRIPTION — BENCHES	WEIGHT	PRICE
BU8112C	4' Bench with back, with arms - Faux-wood - Portable/Surface-mount	114 lb.	\$1169
BU8412C	4' Bench without back - Faux-wood - Portable/Surface-mount	77 lb.	\$85
BU1112C	6' Bench with back, with arms - Faux-wood - Portable/Surface-mount	119 lb.	\$147
BU1412C	6' Bench without back - Faux-wood - Portable/Surface-mount	92 lb.	\$1 29

SLAT



MODEL	DESCRIPTION — BENCHES	WEIGHT	PRICE
BU8113C	4' Bench with back, with arms - Slat - Portable/Surface-mount	227 lb.	\$1118
BU8413C	4' Bench without back - Slat - Portable/Surface-mount	129 lb.	\$813
BU1113C	6' Bench with back, with arms - Slat - Portable/Surface-mount	227 lb.	\$14 2
BU1413C	6' Bench without back - Slat - Portable/Surface-mount	138 lb.	\$983

ROD



MODEL	DESCRIPTION — BENCHES	WEIGHT	PRICE
BU8114C	4' Bench with back, with arms - Rod - Portable/Surface-mount	248 lb.	\$1182
BU8414C	4' Bench without back - Rod - Portable/Surface-mount	149 lb.	\$862
BU1114C	6' Bench with back, with arms - Rod - Portable/Surface-mount	248 lb.	\$1485
BU1414C	6' Bench without back - Rod - Portable/Surface-mount	198 lb.	\$1 9

ACCESSORIES

		WEIGHT	PRICE
BU6538N	Butler center armrest	7 lb.	\$97

Surface and In-ground mounts must be adequately anchored.

CAMDEN

SQUARE PERFORATION



MODEL	DESCRIPTION — BENCHES	WEIGHT	PRICE
CA1111C	6' Bench with back, with arms - Square perforation - Portable/Surface-mount	188 lb.	\$975
CA1111I	6' Bench with back, with arms - Square perforation - In-ground	185 lb.	\$967

ROUND PERFORATION



MODEL	DESCRIPTION — BENCHES	WEIGHT	PRICE
CA1116C	6' Bench with back, with arms - Round perforation - Portable/Surface-mount	188 lb.	\$975
CA1116I	6' Bench with back, with arms - Round perforation - In-ground	185 lb.	\$967

HORIZONTAL SLAT














MODEL	DESCRIPTION — BENCHES	WEIGHT	PRICE
CA1119C	6' Bench with back, with arms - Horizontal slat - Portable/Surface-mount	152 lb.	\$1 93
CA1119I	6' Bench with back, with arms - Horizontal slat - In-ground	149 lb.	\$1 87

Surface and In-ground mounts must be adequately anchored.




























PRICING


CAMDEN (cont.)

		FAUX-WOOD	
			
MODEL	DESCRIPTION — BENCHES	WEIGHT	PRICE
CA1112C	6' Bench with back, with arms - Faux-wood - Portable/Surface-mount	152 lb.	\$1 93
CA1112I	6' Bench with back, with arms - Faux-wood - In-ground	149 lb.	\$1 87
		ROD	
			
MODEL	DESCRIPTION — BENCHES	WEIGHT	PRICE
CA1114C	6' Bench with back, with arms - Rod - Portable/Surface-mount	315 lb.	\$1223
CA1114I	6' Bench with back, with arms - Rod - In-ground	312 lb.	\$1216
		SQUARE PERFORATION	
			
MODEL	DESCRIPTION — TABLES	WEIGHT	PRICE
CA2P51C	46" Square table - 4 seat - Square perforation - Portable/Surface-mount	286 lb.	\$1448
CA2P51I	46" Square table - 4 seat - Square perforation - In-ground	315 lb.	\$1562
CA2T51C 	7' Table - Square perforation - Portable/Surface-mount	314 lb.	\$1423
CA2T51I 	7' Table - Square perforation - In-ground	343 lb.	\$1546
		ROUND PERFORATION	
			
MODEL	DESCRIPTION — TABLES	WEIGHT	PRICE
CA2P56C	46" Square table - 4 seat - Round perforation - Portable/Surface-mount	294 lb.	\$1448
CA2P56I	46" Square table - 4 seat - Round perforation - In-ground	323 lb.	\$1562
CA2T56C 	7' Table - Round perforation - Portable/Surface-mount	318 lb.	\$1423
CA2T56I 	7' Table - Round perforation - In-ground	347 lb.	\$1546
		HORIZONTAL SLAT	
			
MODEL	DESCRIPTION — TABLES	WEIGHT	PRICE
CAD11FC	42" Round table - Horizontal slat tabletop and seats - Portable/Surface-mount	301 lb.	\$3393
CAD423C	36" Round table with attached seats - Horizontal slat - Portable/Surface-mount	164 lb.	\$1551
		FAUX-WOOD	
			
MODEL	DESCRIPTION — TABLES	WEIGHT	PRICE
CAD11EC	42" Round table - Faux-wood tabletop and seats - Portable/Surface-mount	301 lb.	\$3393
CAD422C	36" Round table with attached seats - Faux-wood - Portable/Surface-mount	164 lb.	\$1551
		SOLID	
			
MODEL	DESCRIPTION — TABLES	WEIGHT	PRICE
CAD11OC	42" Round table - Solid tabletop/Square perforation seats - Portable/Surface-mount	315 lb.	\$33
CAD11AC	42" Round table - Solid tabletop/Round perforation seats - Portable/Surface-mount	315 lb.	\$33
CAD11BC	42" Round table - Solid tabletop/Faux-wood seats - Portable/Surface-mount	243 lb.	\$3559
CAD11CC	42" Round table - Solid tabletop/Horizontal slat seats - Portable/Surface-mount	244 lb.	\$3559
CAD11DC	42" Round table - Solid tabletop/Rod seats - Portable/Surface-mount	403 lb.	\$3637
CA2Q50C	42" Round table - Solid tabletop/Round perforation seats - Portable/Surface-mount	229 lb.	\$1537
CA2Q50I	42" Round table - Solid tabletop/Round perforation seats - In-ground	258 lb.	\$1641

Surface and In-ground mounts must be adequately anchored.

CAMINO

		POLYETHYLENE (N)		SQUARE PERFORATED (Q)		
						
MODEL	DESCRIPTION — CHAIRS	WEIGHT	PRICE	WEIGHT	PRICE	
CM305	Café chair			27 lb.	\$329	
CM310	Dining chair*			42 lb.	\$339	
CM315	Bar stool			43 lb.	\$397	
CM320	Arm chair – Black Weave Insert*	11 lb.	\$137.00			
Arm chairs and dining chairs are stackable.		SQUARE PERFORATED (Q)		SOLID (L)		
						
MODEL	DESCRIPTION — TABLES ONLY	WEIGHT	PRICE	WEIGHT	PRICE	
CM100	30" Round pedestal table	83 lb.	\$586	Not Available		
CM200	30" Round standard table	53 lb.	\$496	Not Available		
CM210	30" Round standard bar table	84 lb.	\$63	Not Available		
CM101	36" Round pedestal table		106 lb.	\$638	Not Available	
CM201	36" Round standard table		69 lb.	\$553	Not Available	
CM211	36" Round standard bar table		95 lb.	\$713	Not Available	
CM102	42" Round pedestal table		139 lb.	\$751	106 lb.	\$76
CM202	42" Round standard table		81 lb.	\$613	48 lb.	\$677
CM103	48" Round pedestal table		153 lb.	\$881	Not Available	
CM203	48" Round standard table		95 lb.	\$737	Not Available	
CM111	36" x 36" Square pedestal table		106 lb.	\$63	Not Available	
CM206	36" x 36" Square standard table		69 lb.	\$519	Not Available	
MODEL	DESCRIPTION — TABLES WITH ATTACHED CHAIRS	WEIGHT	PRICE	WEIGHT	PRICE	
CM220	36" Round table with attached chairs – 4 seat – Portable		258 lb.	\$1448	Not Available	
CM221	42" Round table with attached chairs – 4 seat – Portable		270 lb.	\$1498	237 lb.	\$156
CM230	 42" Round table with attached chairs – 3 seat – Surface-mount		232 lb.	\$1345	199 lb.	\$1416
CM231	 42" Round table with attached chairs – 4 seat – Surface-mount		287 lb.	\$1611	254 lb.	\$1687
CM232	42" Round table with attached chairs – 5 seat – Portable		325 lb.	\$1914	292 lb.	\$196
CM233	 42" Round table with attached chairs – 5 seat – Surface-mount		342 lb.	\$248	309 lb.	\$293
CM234	42" Round table with attached chairs – 6 seat – Portable		380 lb.	\$2251	347 lb.	\$2295
CM225	42" Round bar table with chairs		346 lb.	\$2186	313 lb.	\$222

 Denotes tables manufactured specifically for ADA accessibility. Tables are manufactured with the stated number of seats plus one space for wheelchair accessibility. All ADA tables must be adequately anchored (surface-mount adapters included).







*Solid tops available in all Urbanscape Powder-coated colors shown on page 116.









PRICING

CARLISLE





FAUX-WOOD

MODEL	DESCRIPTION — TABLES		WEIGHT	PRICE
CR2I32C	36" Round table - Faux-wood - Portable/Surface-mount		61 lb.	\$739
CR2H32C	42" Round table - Faux-wood - Portable/Surface-mount		67 lb.	\$82
CR2G32C 	48" Round table - Faux-wood - Portable/Surface-mount		76 lb.	\$969
CR2V32C	36" Square table - Faux-wood - Portable/Surface-mount		67 lb.	\$739
CR2W32C	42" Square table - Faux-wood - Portable/Surface-mount		72 lb.	\$82
CRAI32C	36" Round bar table - Faux-wood - Portable/Surface-mount		68 lb.	\$834
CR9I12P	Chair - Faux-wood - Portable		43 lb.	\$466
CRB112P	Bar chair - Faux-wood - Portable		55 lb.	\$549

HORIZONTAL SLAT

MODEL	DESCRIPTION — TABLES		WEIGHT	PRICE
CR2I33C	36" Round table - Horizontal slat - Portable/Surface-mount		61 lb.	\$739
CR2H33C	42" Round table - Horizontal slat - Portable/Surface-mount		67 lb.	\$82
CR2G33C 	48" Round table - Horizontal slat - Portable/Surface-mount		78 lb.	\$969
CR2V39C	36" Square table - Horizontal slat - Portable/Surface-mount		67 lb.	\$739
CR2W39C	42" Square table - Horizontal slat - Portable/Surface-mount		72 lb.	\$82
CRAI33C	36" Round bar table - Horizontal slat - Portable/Surface-mount		68 lb.	\$834
CR9I19P	Chair - Horizontal slat - Portable		43 lb.	\$466
CRB119P	Bar chair - Horizontal slat - Portable		55 lb.	\$549

SOLID

MODEL	DESCRIPTION — TABLES		WEIGHT	PRICE
CR2I37C	36" Round table - Solid - Portable/Surface-mount		59 lb.	\$782
CR2H37C	42" Round table - Solid - Portable/Surface-mount		63 lb.	\$87
CR2G37C 	48" Round table - Solid - Portable/Surface-mount		81 lb.	\$1 38
CRAI37C	36" Round bar table - Solid - Portable/Surface-mount		66 lb.	\$9

Surface and In-ground mounts must be adequately anchored.

CITY LIMITS




MODEL	DESCRIPTION — STRAIGHT BENCHES	DIAMOND (D)		PERFORATED (P)		RIB (R)	
		WEIGHT	PRICE	WEIGHT	PRICE	WEIGHT	PRICE
CL300	Single seat with back – Surface-mount	55 lb.	\$386	65 lb.	\$417	75 lb.	\$445
CL301	Single seat with back – In-ground	60 lb.	\$386	70 lb.	\$417	80 lb.	\$445
CL305	Single seat without back – Surface-mount	52 lb.	\$334	60 lb.	\$392	69 lb.	\$417
CL306	Single seat without back – In-ground	57 lb.	\$334	65 lb.	\$392	74 lb.	\$417
CL321	3-seat with back – Surface-mount	165 lb.	\$1165	195 lb.	\$1211	225 lb.	\$1283
CL322	3-seat with back – In-ground	179 lb.	\$1212	209 lb.	\$1237	239 lb.	\$1323
CL326	3-seat without back – Surface-mount	156 lb.	\$945	180 lb.	\$1113	207 lb.	\$1211
CL327	3-seat without back – In-ground	170 lb.	\$983	194 lb.	\$1151	221 lb.	\$1237
MODEL	DESCRIPTION — 15° BENCHES	WEIGHT	PRICE	WEIGHT	PRICE	WEIGHT	PRICE
CL400	15° Single concave seat with back – Surface-mount	48 lb.	\$371	50 lb.	\$393	59 lb.	\$411
CL401	15° Single concave seat with back – In-ground	51 lb.	\$371	53 lb.	\$393	62 lb.	\$411
CL406	15° Concave 3-seat with back – Surface-mount	153 lb.	\$1191	159 lb.	\$1177	186 lb.	\$1195
CL407	15° Concave 3-seat with back – In-ground	163 lb.	\$113	169 lb.	\$1214	196 lb.	\$123
CL410	15° Single concave/convex seat without back – Surface-mount	41 lb.	\$355	48 lb.	\$374	55 lb.	\$392
CL411	15° Single concave/convex seat without back – In-ground	44 lb.	\$355	51 lb.	\$374	58 lb.	\$392
CL416	15° Concave/convex 3-seat without back – Surface-mount	132 lb.	\$1166	153 lb.	\$1114	174 lb.	\$1156
CL417	15° Concave/convex 3-seat without back – In-ground	142 lb.	\$1113	163 lb.	\$1183	184 lb.	\$1212
CL500	15° Single convex seat with back – Surface-mount	43 lb.	\$371	48 lb.	\$393	63 lb.	\$411
CL501	15° Single convex seat with back – In-ground	46 lb.	\$371	51 lb.	\$393	66 lb.	\$411
CL506	15° Convex 3-seat with back – Surface-mount	138 lb.	\$1193	153 lb.	\$1179	198 lb.	\$1195
CL507	15° Convex 3-seat with back – In-ground	148 lb.	\$1133	163 lb.	\$1214	208 lb.	\$1237
MODEL	ACCESSORIES FOR ITEMS ABOVE (PATTERN OPTIONS – NOT AVAILABLE)					WEIGHT	PRICE
MC101	Mounting-plate covers (1)					2 lb.	\$2
MC103	Mounting-plate covers (set of 3)					6 lb.	\$5
AP102	Arm package with back (set of 2)					7 lb.	\$98
AP104	Arm package with back (set of 4)					14 lb.	\$196
AP202	Arm package without back (set of 2)					7 lb.	\$117
AP204	Arm package without back (set of 4)					14 lb.	\$214









Surface and In-ground mounts must be adequately anchored.



PRICING

CLASSIC

								
MODEL	DESCRIPTION — CHAIRS & LOVESEATS	WEIGHT	PRICE	WEIGHT	PRICE	WEIGHT	PRICE	
CA300	Arm chair	39 lb.	\$3 2	41 lb.	\$339	51 lb.	\$339	
CA400	4' Loveseat - Portable	58 lb.	\$47	71 lb.	\$53	80 lb.	\$541	
CA401	4' Loveseat add-on - Portable*	47 lb.	\$388	60 lb.	\$444	69 lb.	\$464	
MODEL	ACCESSORIES FOR ITEMS ABOVE (PATTERN OPTIONS - NOT AVAILABLE)						WEIGHT	PRICE
CA115	Surface-mount package						3 lb.	\$46

									
MODEL	DESCRIPTION — TABLES	WEIGHT	PRICE	WEIGHT	PRICE	WEIGHT	PRICE	WEIGHT	PRICE
CA100	30" Round table	54 lb.	\$44	64 lb.	\$459	73 lb.	\$479	48 lb.	\$514
CA101	36" Round table	 66 lb.	\$479	73 lb.	\$514	85 lb.	\$548	55 lb.	\$613
CA102	42" Round table	 75 lb.	\$513	91 lb.	\$562	101 lb.	\$585	62 lb.	\$7 4
CA103	48" Round table	 86 lb.	\$555	104 lb.	\$628	121 lb.	\$72	60 lb.	\$769
CA110	30" x 30" Square table	67 lb.	\$459	75 lb.	\$49	91 lb.	\$496	Not Available	
CA111	36" x 36" Square table	 63 lb.	\$476	81 lb.	\$5 2	103 lb.	\$541	Not Available	
MODEL	ACCESSORIES FOR ITEMS ABOVE (PATTERN OPTIONS - NOT AVAILABLE)						WEIGHT	PRICE	
CA115	Surface-mount package						3 lb.	\$46	

Surface and In-ground mounts must be adequately anchored.

*Add-ons can be used with standard loveseats to achieve various lengths in 4' increments.

CONTEMPORARY





MODEL	DESCRIPTION— BENCHES	DIAMOND (D)		PERFORATED (P)		RIB (R)		SLAT (S)	
		WEIGHT	PRICE	WEIGHT	PRICE	WEIGHT	PRICE	WEIGHT	PRICE
CN400	4' Bench with back - Port/Surf Mt	135 lb.	\$753	146 lb.	\$824	169 lb.	\$834	223 lb.	\$959
CN405	4' Bench without back - Port/Surf Mt	128 lb.	\$685	134 lb.	\$774	157 lb.	\$782	213 lb.	\$891
CN410	4' Bench with back - In-ground	130 lb.	\$741	141 lb.	\$833	164 lb.	\$839	218 lb.	\$934
CN415	4' Bench without back - In-ground	130 lb.	\$676	136 lb.	\$753	159 lb.	\$761	215 lb.	\$862
CN420	6' Bench with back - Port/Surf Mt	172 lb.	\$937	195 lb.	\$1,333	235 lb.	\$1,344	254 lb.	\$1,167
CN425	6' Bench without back - Port/Surf Mt	157 lb.	\$822	174 lb.	\$933	212 lb.	\$934	222 lb.	\$1,333
CN430	6' Bench with back - In-ground	163 lb.	\$919	186 lb.	\$1,144	226 lb.	\$1,199	245 lb.	\$1,138
CN435	6' Bench without back - In-ground	159 lb.	\$837	176 lb.	\$933	214 lb.	\$911	224 lb.	\$1,332
CN437	8' Bench with back - Port/Surf Mt	244 lb.	\$1,462	266 lb.	\$1,595	312 lb.	\$1,618	420 lb.	\$1,865
CN438	8' Bench without back - Port/Surf Mt	234 lb.	\$1,122	246 lb.	\$1,395	292 lb.	\$1,414	404 lb.	\$1,638
CN439	8' Bench with back - In-ground	242 lb.	\$1,444	264 lb.	\$1,583	310 lb.	\$1,595	418 lb.	\$1,817
CN441	8' Bench without back - In-ground	252 lb.	\$1,212	264 lb.	\$1,364	310 lb.	\$1,367	422 lb.	\$1,583
MODEL	ACCESSORIES (PATTERN OPTIONS - NOT AVAILABLE)							WEIGHT	PRICE
CN440	Contemporary center armrest (not for use on slat-pattern or backless benches)							8 lb.	\$72
MC102	Mounting-plate covers (set of 2) (for 4' and 6' In-ground options)							4 lb.	\$38
MC103	Mounting-plate covers (set of 3) (for 8' In-ground options)							6 lb.	\$5
MC104	Mounting-plate covers (set of 4) (for 4' and 6' Portable/Surface-mount options)							5 lb.	\$69
MC106	Mounting-plate covers (set of 6) (for 8' Portable/Surface-mount options)							9 lb.	\$98

Surface and In-ground mounts must be adequately anchored.



PRICING





COURTYARD

		<div>DIAMOND (D)</div> 		<div>PERFORATED (P)</div> 		<div>RIB (R)</div> 		<div>SLAT (S)</div> 	
MODEL	DESCRIPTION — BENCHES	WEIGHT	PRICE	WEIGHT	PRICE	WEIGHT	PRICE	WEIGHT	PRICE
CY400	4' Bench with back	109 lb.	\$898	122 lb.	\$944	143 lb.	\$959	197 lb.	\$1 4
CY405	4' Bench without back	117 lb.	\$846	123 lb.	\$919	146 lb.	\$985	202 lb.	\$992
CY420	6' Bench with back	124 lb.	\$1 55	157 lb.	\$1175	193 lb.	\$1139	216 lb.	\$1256
CY425	6' Bench without back	136 lb.	\$1	153 lb.	\$1 48	191 lb.	\$11 3	201 lb.	\$1153
CY427	8' Bench with back	197 lb.	\$15 9	223 lb.	1612	265 lb.	\$168	373 lb.	\$1862
CY428	8' Bench without back	210 lb.	\$1375	222 lb.	\$1522	268 lb.	\$152	380 lb.	\$1644
CY420BB	6' Buddy Bench	Not Available		Not Available		157 lb.	\$1139	Not Available	
MODEL	ACCESSORIES FOR ITEMS ABOVE (PATTERN OPTIONS - NOT AVAILABLE)							WEIGHT	PRICE
CY430	Courtyard center armrest (not for use on slat-pattern or backless benches)							8 lb.	\$85

COVINGTON

MODEL	DESCRIPTION — BENCHES	SQUARE PERFORATION	
		WEIGHT	PRICE
CO8111C	4' Bench with back, with arms - Square perforation - Portable/Surface-mount	132 lb.	\$925
CO8411C	4' Bench without back, with arms - Square perforation - Portable/Surface-mount	154 lb.	\$8 3
CO1111C	6' Bench with back, with arms - Square perforation - Portable/Surface-mount	137 lb.	\$1 3
CO1411C	6' Bench without back, with arms - Square perforation - Portable/Surface-mount	158 lb.	\$927
COJ111C	6' Memorial Bench with back, with arms - Square perforation - Portable/Surface-mount	137 lb.	\$11 4
CO0111C	8' Bench with back, with arms - Square perforation - Portable/Surface-mount	242 lb.	\$1728
CO0411C	8' Bench without back, with arms - Square perforation - Portable/Surface-mount	278 lb.	\$1376
MODEL	DESCRIPTION — BENCHES	FAUX-WOOD	
		WEIGHT	PRICE
CO8112C	4' Bench with back, with arms - Faux-wood - Portable/Surface-mount	91 lb.	\$11 1
CO8412C	4' Bench without back, with arms - Faux-wood - Portable/Surface-mount	92 lb.	\$97
CO1112C	6' Bench with back, with arms - Faux-wood - Portable/Surface-mount	108 lb.	\$1243
CO1412C	6' Bench without back, with arms - Faux-wood - Portable/Surface-mount	107 lb.	\$1119
CO0112C	8' Bench with back, with arms - Faux-wood - Portable/Surface-mount	160 lb.	\$2 25
CO0412C	8' Bench without back, with arms - Faux-wood - Portable/Surface-mount	154 lb.	\$163

COVINGTON (cont.)

		SLAT 	
MODEL	DESCRIPTION — BENCHES	WEIGHT	PRICE
CO8113C	4' Bench with back, with arms - Slat - Portable/Surface-mount	137 lb.	\$987
CO8413C	4' Bench without back, with arms - Slat - Portable/Surface-mount	144 lb.	\$841
CO1113C	6' Bench with back, with arms - Slat - Portable/Surface-mount	142 lb.	\$11 1
CO1413C	6' Bench without back, with arms - Slat - Portable/Surface-mount	153 lb.	\$97
CO0113C	8' Bench with back, with arms - Slat - Portable/Surface-mount	252 lb.	\$1814
CO0413C	8' Bench without back, with arms - Slat - Portable/Surface-mount	258 lb.	\$1416
		ROD 	
MODEL	DESCRIPTION — BENCHES	WEIGHT	PRICE
CO8114C	4' Bench with back, with arms - Rod - Portable/Surface-mount	167 lb.	\$1 6
CO8414C	4' Bench without back, with arms - Rod - Portable/Surface-mount	164 lb.	\$921
CO1114C	6' Bench with back, with arms - Rod - Portable/Surface-mount	197 lb.	\$1181
CO1414C	6' Bench without back, with arms - Rod - Portable/Surface-mount	213 lb.	\$1 64
CO0114C	8' Bench with back, with arms - Rod - Portable/Surface-mount	312 lb.	\$198
CO0414C	8' Bench without back, with arms - Rod - Portable/Surface-mount	298 lb.	\$1546
		ROUND PERFORATION 	
MODEL	DESCRIPTION — BENCHES	WEIGHT	PRICE
CO8116C	4' Bench with back, with arms - Round perforation - Portable/Surface-mount	132 lb.	\$925
CO8416C	4' Bench without back, with arms - Round perforation - Portable/Surface-mount	154 lb.	\$8 3
CO1116C	6' Bench with back, with arms - Round perforation - Portable/Surface-mount	137 lb.	\$1 3
CO1416C	6' Bench without back, with arms - Round perforation - Portable/Surface-mount	158 lb.	\$927
COJ116C	6' Memorial Bench with back, with arms - Round perforation - Portable/Surface-mount	137 lb.	\$11 4
CO0116C	8' Bench with back, with arms - Round perforation - Portable/Surface-mount	242 lb.	\$1728
CO0416C	8' Bench without back, with arms - Round perforation - Portable/Surface-mount	286 lb.	\$1376
CO8116C-BC	4' Breast Cancer bench - Round perforation - Portable/Surface-mount	109 lb.	\$774
		HORIZONTAL SLAT 	
MODEL	DESCRIPTION — BENCHES	WEIGHT	PRICE
CO8119C	4' Bench with back, with arms - Horizontal slat - Portable/Surface-mount	91 lb.	\$11 1
CO8419C	4' Bench without back, with arms - Horizontal slat - Portable/Surface-mount	86 lb.	\$97
CO1119C	6' Bench with back, with arms - Horizontal slat - Portable/Surface-mount	108 lb.	\$1243
CO1419C	6' Bench without back, with arms - Horizontal slat - Portable/Surface-mount	105 lb.	\$1119
CO0119C	8' Bench with back, with arms - Horizontal slat - Portable/Surface-mount	160 lb.	\$2 25
CO0419C	8' Bench without back, with arms - Horizontal slat - Portable/Surface-mount	142 lb.	\$163
ACCESSORIES		WEIGHT	PRICE
CO6538N	Covington center armrest	10 lb.	\$116

Surface and In-ground mounts must be adequately anchored.



PRICING

DESIGNER

MODEL	DESCRIPTION — TABLES	DIAMOND (D) 		TRADITIONAL (T) 	
		WEIGHT	PRICE	WEIGHT	PRICE
DS201	6' Table – In-ground	349 lb.	\$166	456 lb.	\$168
DS101	6' Table – Surface-mount	310 lb.	\$16 9	417 lb.	\$1644
DS202	8' Table – In-ground	408 lb.	\$1746	515 lb.	\$1911
DS102	8' Table – Surface-mount	369 lb.	\$1685	476 lb.	\$1861
DS206	8' Table with center leg – In-ground	Not Available		557 lb.	\$236
DS106	8' Table with center leg – Surface-mount	Not Available		511 lb.	\$2274
DS203	 8' Snow-load table – In-ground	670 lb.	\$21 7	Not Available	
DS103	 8' Snow-load table – Surface-mount	629 lb.	\$2 24	Not Available	
DS104	 8' Snow-load table – Portable*	567 lb.	\$1888	Not Available	
DS107	 8' ADA Side by Side Table – Surface Mount	423 lb.	\$1844	513 lb.	\$1934
DS207	 8' ADA Side by Side Table – In-ground	464 lb.	\$1913	558 lb.	\$2 13
MODEL	DESCRIPTION — 30" WIDE SEATS	WEIGHT	PRICE	WEIGHT	PRICE
DS405	6' Double bench – 30" wide seats – without back – In-ground	136 lb.	\$596	Not Available	
DS406	6' Double bench – 30" wide seats – without back – Surface-mount	123 lb.	\$572	Not Available	
DS410	8' Double bench – 30" wide seats – without back – In-ground	161 lb.	\$68	Not Available	
DS411	8' Double bench – 30" wide seats – without back – Surface-mount	148 lb.	\$661	Not Available	
MODEL	DESCRIPTION — 15" WIDE SEATS	WEIGHT	PRICE	WEIGHT	PRICE
DS300	4' Single bench – 15" wide seat – without back – Portable	Not Available		93 lb.	\$533
DS301	4' Single bench – 15" wide seat – without back – In-ground	Not Available		106 lb.	\$471
DS302	4' Single bench – 15" wide seat – without back – Surface-mount	Not Available		92 lb.	\$451
DS305	6' Single bench – 15" wide seat – without back – Portable	87 lb.	\$554	116 lb.	\$587
DS306	6' Single bench – 15" wide seat – without back – In-ground	100lb.	\$496	129 lb.	\$513
DS307	6' Single bench – 15" wide seat – without back – Surface-mount	86 lb.	\$482	115 lb.	\$525
DS310	8' Single bench – 15" wide seat – without back – Portable	104lb.	\$587	135 lb.	\$6 9
DS311	8' Single bench – 15" wide seat – without back – In-ground	117 lb.	\$544	148 lb.	\$556
DS312	8' Single bench – 15" wide seat – without back – Surface-mount	103 lb.	\$524	134 lb.	\$54
MODEL	DESCRIPTION — BENCHES WITH BACK	WEIGHT	PRICE	WEIGHT	PRICE
DS320	4' Bench with back – Portable	Not Available		107 lb.	\$591
DS321	4' Bench with back – In-ground	Not Available		120 lb.	\$537
DS322	4' Bench with back – Surface-mount	Not Available		106 lb.	\$516
DS325	6' Bench with back – Portable	Not Available		145 lb.	\$7 3
DS326	6' Bench with back – In-ground	Not Available		158 lb.	\$669
DS327	6' Bench with back – Surface-mount	Not Available		144 lb.	\$651
DS330	8' Bench with back – Portable	Not Available		183 lb.	\$834
DS331	8' Bench with back – In-ground	Not Available		196 lb.	\$783
DS332	8' Bench with back – Surface-mount	Not Available		182 lb.	\$772
MODEL	ACCESSORIES FOR ITEMS ABOVE (PATTERN OPTIONS - NOT AVAILABLE)			WEIGHT	PRICE
QC302	Square mounting-plate covers (set of 2 for benches)			4 lb.	\$49
QC306	Square mounting-plate covers (set of 6 for tables)			12 lb.	\$143

DESIGNER (cont.)

MODEL	DESCRIPTION — BENCH & PLANTER COMBO	DIAMOND (D)		TRADITIONAL (T)	
		WEIGHT	PRICE	WEIGHT	PRICE
DS600	4' Planter combo bench seat	47 lb.	\$317	61 lb.	\$318
DS601	6' Planter combo bench seat	55 lb.	\$345	84 lb.	\$371
DS602	8' Planter combo bench seat	72 lb.	\$38	103 lb.	\$428
DS610	End planter	61 lb.	\$445	88 lb.	\$464
DS611	Straight connector planter	66 lb.	\$514	99 lb.	\$541
DS612	Corner connector planter	68 lb.	\$5 4	97 lb.	\$533

DEWART

MODEL	DESCRIPTION — BENCHES	SQUARE PERFORATION	
		WEIGHT	PRICE
DE1111C	6' Bench with back, with arms – Square perforation – Portable/Surface-mount	170 lb.	\$1143
DE1411C	6' Bench without back, with arms – Square perforation – Portable/Surface-mount	101 lb.	\$828

MODEL	DESCRIPTION — BENCHES	SLAT	
		WEIGHT	PRICE
DE1113C	6' Bench with back, with arms – Slat – Portable/Surface-mount	153 lb.	\$1253
DE1413C	6' Bench without back, with arms – Slat – Portable/Surface-mount	114 lb.	\$927

ESTATE

MODEL	DESCRIPTION — BENCHES	DIAMOND (D)		PERFORATED (P)		RIB (R)		SLAT (S)	
		WEIGHT	PRICE	WEIGHT	PRICE	WEIGHT	PRICE	WEIGHT	PRICE
ES500	4' Bench with back	120 lb.	\$935	133 lb.	\$1 39	154 lb.	\$1 49	208 lb.	\$1 96
ES505	4' Bench without back	101 lb.	\$764	107 lb.	\$855	130 lb.	\$859	186 lb.	\$932
ES520	6' Bench with back	135 lb.	\$1144	188 lb.	\$1243	204 lb.	\$125	227 lb.	\$1288
ES525	6' Bench without back	120 lb.	\$965	137 lb.	\$1 43	175 lb.	\$1 53	185 lb.	\$1155
ES527	8' Bench with back	205 lb.	\$1612	231 lb.	\$1787	273 lb.	\$18 6	381 lb.	\$1869
ES528	8' Bench without back	184 lb.	\$1349	196 lb.	\$1461	242 lb.	\$1491	354 lb.	\$1562
MODEL	ACCESSORIES FOR ITEMS ABOVE (PATTERN OPTIONS - NOT AVAILABLE)							WEIGHT	PRICE
ES530	Estate center armrest (not for use on slat-pattern or backless benches)							7 lb.	\$88

Surface and In-ground mounts must be adequately anchored.



PRICING

HANNA

MODEL	DESCRIPTION — CHAIRS	WEIGHT	PRICE
HA9110P	Arm chair – Black Polyethylene Weave Back & Seat Insert	11 lb.	\$183
HA911AP	Arm chair – Large Square Back & Seat Insert	11 lb.	\$196
HA9121P	Chair without arms – Large Square Back & Seat Insert	11 lb.	\$17
HAB121P	Bar chair without arms – Large Square Back & Seat Insert	17 lb.	\$316
HA9119P	Arm chair – Slat	17 lb.	\$196
HA9129P	Chair without arms – Slat	17 lb.	\$17

SQUARE PERFORATION



MODEL	DESCRIPTION — TABLES	WEIGHT	PRICE
HA2J71P	30" Round table – Pedestal – Square perforated – Portable	66 lb.	\$522
HA2I71P	36" Round table – Pedestal – Square perforated – Portable	77 lb.	\$596
HA2G71P	48" Round table – Pedestal – Square perforated – Portable	111 lb.	\$855
HA2X71P	30" Square table – Pedestal – Square perforated – Portable	66 lb.	\$53
HA2V71P	36" Square table – Pedestal – Square perforated – Portable	77 lb.	\$587
HA2Y71P	48" Square table – Pedestal – Square perforated – Portable	111 lb.	\$834
HA2O71P	30" x 24" Rectangular pedestal table – Square perforated – Portable	64 lb.	\$477
HA2Z71P	30" x 48" Rectangle table – Pedestal – Square perforated – Portable	80 lb.	\$737
HAAJ71P	30" Round bar table – Pedestal – Square perforated – Portable	74 lb.	\$543
HAAI71P	36" Round bar table – Pedestal – Square perforated – Portable	77 lb.	\$593

HORIZONTAL SLAT








MODEL	DESCRIPTION — DRINK RAILS & TABLES	WEIGHT	PRICE
HAA6E9S	10" x 72" Drink Rail- Horizontal Slat - Surface Mount	70 lb.	\$662
HAA6F9S	10" x 96" Drink Rail - Horizontal Slat - Surface Mount	100 lb.	\$886
HA2J79P	30" Round table – Pedestal – Horizontal slat – Portable	66 lb.	\$522
HA2I79P	36" Round table – Pedestal – Horizontal slat – Portable	77 lb.	\$596
HA2G79P	48" Round table – Pedestal – Horizontal slat – Portable	111 lb.	\$855
HA2X79P	30" Square table – Pedestal – Horizontal slat – Portable	66 lb.	\$53
HA2V79P	36" Square table – Pedestal – Horizontal slat – Portable	77 lb.	\$587
HA2Y79P	48" Square table – Pedestal – Horizontal slat – Portable	111 lb.	\$834
HA2O79P	30" x 24" Rectangular pedestal table – Horizontal slat – Portable	64 lb.	\$477
HA2Z79P	30" x 48" Rectangle table – Pedestal – Horizontal slat – Portable	80 lb.	\$737
HAAJ79P	30" Round bar table – Pedestal – Horizontal slat – Portable	74 lb.	\$543
HAAI79P	36" Round bar table – Pedestal – Horizontal slat – Portable	77 lb.	\$593
HAA5D9P	30" x 48" Community table – Horizontal Slat – Portable	80 lb.	\$82
HAA5D9S	30" x 48" Community table – Horizontal Slat – Surface-mount	52 lb.	\$71
HAA5E9P	30" x 72" Community table – Horizontal Slat – Portable	142 lb.	\$1355
HAA5E9S	30" x 72" Community table – Horizontal Slat – Surface-mount	102 lb.	\$1119
HAA5F9P	30" x 96" Community table – Horizontal Slat – Portable	213 lb.	\$185
HAA5F9S	30" x 96" Community table – Horizontal Slat – Surface-mount	153 lb.	\$1493

Surface and In-ground mounts must be adequately anchored.

HANNA (cont.)

SOLID

MODEL	DESCRIPTION — TABLES	WEIGHT	PRICE
HA2J77P	30" Round table - Pedestal - Solid - Portable	66 lb.	\$522
HA2I77P	36" Round table - Pedestal - Solid - Portable 	77 lb.	\$596
HA2G77P	48" Round table - Pedestal - Solid - Portable 	111 lb.	\$855
HA2X77P	30" Square table - Pedestal - Solid - Portable	66 lb.	\$53
HA2V77P	36" Square table - Pedestal - Solid - Portable 	77 lb.	\$587
HA2Y77P	48" Square table - Pedestal - Solid - Portable 	111 lb.	\$834
HA2O77P	30" x 24" Rectangular pedestal table - Solid - Portable	64 lb.	\$477
HA2Z77P	30" x 48" Rectangle table - Pedestal - Solid - Portable 	80 lb.	\$737
HAAJ77P	30" Round bar table - Pedestal - Solid - Portable	74 lb.	\$543
HAAI77P	36" Round bar table - Pedestal - Solid - Portable	77 lb.	\$593
HAA5D7P	30" x 48" Community table - Solid - Portable	80 lb.	\$82
HAA5D7S	30" x 48" Community table - Solid - Surface-mount	52 lb.	\$71
HAA5E7P	30" x 72" Community table - Solid - Portable	142 lb.	\$1355
HAA5E7S	30" x 72" Community table - Solid - Surface-mount	102 lb.	\$1119
HAA5F7P	30" x 96" Community table - Solid - Portable	213 lb.	\$185
HAA5F7S	30" x 96" Community table - Solid - Surface-mount	153 lb.	\$1493

HERITAGE

WEAVE (V)

MODEL	DESCRIPTION — BENCHES, PLANTERS & RECEPTACLES	WEIGHT	PRICE
HR300	6' Bench weave - Portable	169 lb.	\$122
HR100	24" x 24" Planter	129 lb.	\$151
HR200	Receptacle*	142 lb.	\$114

MISSION (M)

MODEL	DESCRIPTION — BENCHES, PLANTERS & RECEPTACLES	WEIGHT	PRICE
HR305	6' Bench - Arch back - Portable	166 lb.	\$1214
HR310	6' Bench - Straight back - Portable	161 lb.	\$1153
HR100	24" x 24" Planter	121 lb.	\$114
HR200	Receptacle*	122 lb.	\$1123

MODEL	ACCESSORIES FOR ITEMS ABOVE (PATTERN OPTIONS - NOT AVAILABLE)	WEIGHT	PRICE
HR315	Surface-mount package package	3 lb.	\$4

*32-Gallon liners and lids sold separately on pages 152-153.

Surface and In-ground mounts must be adequately anchored.





PRICING

KENTLAND



FAUX-WOOD



MODEL	DESCRIPTION — BENCHES	WEIGHT	PRICE
KE1422I	7' Bench without back, without arms - Faux-wood - In-ground	83 lb.	\$813
KE1422S	7' Bench without back, without arms - Faux-wood - Surface-mount	77 lb.	\$779
KE2532I 	7' Table with benches - Faux-wood - In-ground	304 lb.	\$2593
KE2532S 	7' Table with benches - Faux-wood - Surface-mount	294 lb.	\$2544

HORIZONTAL SLAT






MODEL	DESCRIPTION — BENCHES	WEIGHT	PRICE
KE1429I	7' Bench without back, without arms - Horizontal slat - In-ground	92 lb.	\$813
KE1429S	7' Bench without back, without arms - Horizontal slat - Surface-mount	86 lb.	\$779
KE2539I 	7' Table with benches - Horizontal slat - In-ground	322 lb.	\$2593
KE2539S 	7' Table with benches - Horizontal slat - Surface-mount	312 lb.	\$2544

MADISON






SOLID



MODEL	DESCRIPTION — TABLES	WEIGHT	PRICE
MA2J37C	30" Round table - Solid - Portable/Surface-mount	53 lb.	\$528
MA2I37C	36" Round table - Solid - Portable/Surface-mount 	60 lb.	\$618
MA2H37C	42" Round table - Solid - Portable/Surface-mount 	66 lb.	\$751
MA2G37C	48" Round table - Solid - Portable/Surface-mount 	64 lb.	\$764






FAUX-WOOD



MODEL	DESCRIPTION — TABLES & CHAIRS	WEIGHT	PRICE
MA2I32C	36" Round table - Faux-wood - Portable/Surface-mount 	67 lb.	\$587
MA2H32C	42" Round table - Faux-wood - Portable/Surface-mount 	76 lb.	\$7
MA2G32C	48" Round table - Faux-wood - Portable/Surface-mount 	87 lb.	\$727
MA2V32C	36" Square table - Faux-wood - Portable/Surface-mount 	73 lb.	\$587
MA2W32C	42" Square table - Faux-wood - Portable/Surface-mount 	81 lb.	\$7
MA9512C	Chair - Faux-wood - Portable/Surface-mount	40 lb.	\$361

HORIZONTAL SLAT



MODEL	DESCRIPTION — TABLES & CHAIRS	WEIGHT	PRICE
MA2I39C	36" Round table - Horizontal slat - Portable/Surface-mount 	67 lb.	\$587
MA2H39C	42" Round table - Horizontal slat - Portable/Surface-mount 	76 lb.	\$7
MA2G39C	48" Round table - Horizontal slat - Portable/Surface-mount 	85 lb.	\$727
MA2V39C	36" Square table - Horizontal slat - Portable/Surface-mount 	73 lb.	\$587
MA2W39C	42" Square table - Horizontal slat - Portable/Surface-mount 	81 lb.	\$7
MA9513C	Chair - Slat - Portable/Surface-mount	40 lb.	\$361

Surface and In-ground mounts must be adequately anchored.

OXFORD

FAUX-WOOD



MODEL	DESCRIPTION — BENCH	WEIGHT	PRICE
OX1112C	6' Bench with back, with arms – Faux-wood – Portable/Surface-mount	117 lb.	\$1482

SLAT



MODEL	DESCRIPTION — BENCH	WEIGHT	PRICE
OX1113C	6' Bench with back, with arms – Slat – Portable/Surface-mount	136 lb.	\$1619

HORIZONTAL SLAT



MODEL	DESCRIPTION — BENCH	WEIGHT	PRICE
OX1119C	6' Bench with back, with arms – Horizontal slat – Portable/Surface-mount	117 lb.	\$1482

PORTAGE

SQUARE PERFORATION



MODEL	DESCRIPTION — BENCHES	WEIGHT	PRICE
PO1121I	6' Bench with back – Square perforation – In-ground	79 lb.	\$681
PO1121P	6' Bench with back – Square perforation – Portable	78 lb.	\$74
PO1121S	6' Bench with back – Square perforation – Surface-mount	69 lb.	\$681
PO1421I	6' Bench without back – Square perforation – In-ground	44 lb.	\$413
PO1421S	6' Bench without back – Square perforation – Surface-mount	34 lb.	\$413
PO0121I	8' Bench with back – Square perforation – In-ground	125 lb.	\$762
PO0121P	8' Bench with back – Square perforation – Portable	127 lb.	\$783
PO0121S	8' Bench with back – Square perforation – Surface-mount	115 lb.	\$762
PO0421I	8' Bench without back – Square perforation – In-ground	67 lb.	\$44
PO0421S	8' Bench without back – Square perforation – Surface-mount	57 lb.	\$44

ROUND PERFORATION








































MODEL	DESCRIPTION — BENCHES	WEIGHT	PRICE
PO1126I	6' Bench with back – Round perforation – In-ground	81 lb.	\$681
PO1126P	6' Bench with back – Round perforation – Portable	80 lb.	\$74
PO1126S	6' Bench with back – Round perforation – Surface-mount	71 lb.	\$681
PO1426I	6' Bench without back – Round perforation – In-ground	45 lb.	\$413
PO1426S	6' Bench without back – Round perforation – Surface-mount	35 lb.	\$413
PO0126I	8' Bench with back – Round perforation – In-ground	125 lb.	\$762
PO0126P	8' Bench with back – Round perforation – Portable	127 lb.	\$783
PO0126S	8' Bench with back – Round perforation – Surface-mount	115 lb.	\$762
PO0426I	8' Bench without back – Round perforation – In-ground	67 lb.	\$44
PO0426S	8' Bench without back – Round perforation – Surface-mount	57 lb.	\$44

Surface and In-ground mounts must be adequately anchored.



PRICING

PORTAGE (cont.)

MODEL	DESCRIPTION — TABLES WITH ATTACHED CHAIRS		SOLID TOP/ SQUARE PERFORATION	
			WEIGHT	PRICE
PODH71C 	42" Round table with attached chairs – 3 seat – Surface-mount – Solid top and Square perforation seats		187 lb.	\$1383
PODH50C	42" Round table with attached chairs – 4 seat – Portable/Surface-mount – Solid top and Square perforation seats		220 lb.	\$1481
PODH81C 	42" Round table with attached chairs – 4 seat – Surface-mount – Solid top and Square perforation seats		238 lb.	\$169
PODH91C	42" Round table with attached chairs – 5 seat – Portable/Surface-mount – Solid top and Square perforation seats		272 lb.	\$2244
PODH01C 	42" Round table with attached chairs – 5 seat – Surface-mount – Solid top and Square perforation seats		289 lb.	\$2366
PODHA1C	42" Round table with attached chairs – 6 seat – Portable/Surface-mount – Solid top and Square perforation seats		323 lb.	\$2614
PODHB1C 	42" Round table with attached seating without back – 3 seat – Surface-mount – Solid top and Square perforation seats		171 lb.	\$1243
PODHC1C	42" Round table with attached seating without back – 4 seat – Portable/Surface-mount – Solid top and Square perforation seats		198 lb.	\$1395
PODHD1C 	42" Round table with attached seating without back – 4 seat – Surface-mount – Solid top and Square perforation seats		216 lb.	\$1488
PODHE1C	42" Round table with attached seating without back – 5 seat – Portable/Surface-mount – Solid top and Square perforation seats		245 lb.	\$1961
PODHF1C 	42" Round table with attached seating without back – 5 seat – Surface-mount – Solid top and Square perforation seats		262 lb.	\$2 76
PODHG1C	42" Round table with attached seating without back – 6 seat – Portable/Surface-mount – Solid top and Square perforation seats		290 lb.	\$2259
POFH50C	42" Round bar table with attached chairs – 4 seat – Portable/Surface-mount – Solid top with Square perforation seats		277 lb.	\$2119
MODEL	DESCRIPTION — TABLES WITH ATTACHED CHAIRS		SOLID TOP/ ROUND PERFORATION	
			WEIGHT	PRICE
PODH76C 	42" Round table with attached chairs – 3 seat – Surface-mount – Solid top and Round perforation seats		187 lb.	\$1383
PODH5AC	42" Round table with attached chairs – 4 seat – Portable/Surface-mount – Solid top with Round perforation seats		220 lb.	\$1481
PODH86C 	42" Round table with attached chairs – 4 seat – Surface-mount – Solid top and Round perforation seats		238 lb.	\$169
PODH96C	42" Round table with attached chairs – 5 seat – Portable/Surface-mount – Solid top and Round perforation seats		272 lb.	\$2244
PODH06C 	42" Round table with attached chairs – 5 seat – Surface-mount – Solid top and Round perforation seats		289 lb.	\$2366
PODHA6C	42" Round table with attached chairs – 6 seat – Portable/Surface-mount – Solid top and Round perforation seats		323 lb.	\$2614
PODHB6C 	42" Round table with attached seating without back – 3 seat – Surface-mount – Solid top and Round perforation seats		171 lb.	\$1243
PODHC6C	42" Round table with attached seating without back – 4 seat – Portable/Surface-mount – Solid top and Round perforation seats		198 lb.	\$1395
PODHD6C 	42" Round table with attached seating without back – 4 seat – Surface-mount – Solid top and Round perforation seats		216 lb.	\$1488
PODHE6C	42" Round table with attached seating without back – 5 seat – Portable/Surface-mount – Solid top and Round perforation seats		245 lb.	\$1961
PODHF6C 	42" Round table with attached seating without back – 5 seat – Surface-mount – Solid top and Round perforation seats		262 lb.	\$2 76
PODHG6C	42" Round table with attached seating without back – 6 seat – Portable/Surface-mount – Solid top and Round perforation seats		290 lb.	\$2259
POFH5AC	42" Round bar table with attached chairs – 4 seat – Portable/Surface-mount – Solid top with Round perforation seats		277 lb.	\$2119

Surface and In-ground mounts must be adequately anchored.

PORTAGE (cont.)

SQUARE PERFORATION



MODEL	DESCRIPTION — TABLES		WEIGHT	PRICE
PODN31C	6' Picnic table - Square perforation - Portable/Surface-mount		198 lb.	\$1277
PODO31C	8' Picnic table - Square perforation - Portable/Surface-mount		272 lb.	\$1587
PODP51I	46" Square table - 4 seat - Square perforation - In-ground		309 lb.	\$1723
PODP61I	46" Square table - 3 seat - Square perforation - In-ground		267 lb.	\$1525
PODP51C	46" Square table - 4 seat - Square perforation - Portable/Surface-mount		244 lb.	\$1334

ROUND PERFORATION



MODEL	DESCRIPTION — TABLES		WEIGHT	PRICE
PODN36C	6' Picnic table - Round perforation - Portable/Surface-mount		202 lb.	\$1277
PODO36C	8' Picnic table - Round perforation - Portable/Surface-mount		275 lb.	\$1587
PODP56I	46" Square table - 4 seat - Round perforation - In-ground		317 lb.	\$1723
PODP66I	46" Square table - 3 seat - Round perforation - In-ground		274 lb.	\$1525
PODP56C	46" Square table - 4 seat - Round perforation - Portable/Surface-mount		252 lb.	\$1334

Denotes tables manufactured specifically for ADA accessibility. Tables are manufactured with the stated number of seats plus one space for wheelchair accessibility. All ADA tables must be secured down (surface mount adapters included).

PRESTIGE

DIAMOND (D)



PERFORATED (P)



MODEL	DESCRIPTION — SQUARE, RECTANGLE & OCTAGONAL TABLES		WEIGHT	PRICE	WEIGHT	PRICE
PP100	46" Octagon table - Portable		228 lb.	\$1114	264 lb.	\$1251
PP105	46" Square table - 3 seat - Portable		234 lb.	\$1116	263 lb.	\$1255
PP220	46" Octagon table with back - Portable		376 lb.	\$1514	412 lb.	\$1712
PP200	46" Octagon table - 4 seat - In-ground - Basic frame		290 lb.	\$1375	326 lb.	\$1554
PP201	46" Octagon table - 4 seat - In-ground - Superior frame		298 lb.	\$1465	334 lb.	\$1646
PP203	46" Octagon table - 4 seat - Surface-mount - Basic frame		305 lb.	\$15	341 lb.	\$1648
PP205	46" Octagon table - 3 seat - In-ground - Basic frame		247 lb.	\$1169	280 lb.	\$135
PP206	46" Octagon table - 3 seat - In-ground - Superior frame		255 lb.	\$125	288 lb.	\$1428
PP208	46" Octagon table - 3 seat - Surface-mount - Basic frame		262 lb.	\$1266	295 lb.	\$1429
PP225	4' Rectangle table with back - Portable		266 lb.	\$1314	296 lb.	\$1377
PP230	4' Rectangle table without back - Portable		191 lb.	\$111	207 lb.	\$1141
PP235	6' Rectangle table with back - Portable		332 lb.	\$1562	373 lb.	\$1656
PP240	6' Rectangle table without back - Portable		239 lb.	\$1223	262 lb.	\$1349

Surface and In-ground mounts must be adequately anchored.





PRICING

PRESTIGE (cont.)

MODEL	DESCRIPTION — BENCHES	DIAMOND (D)		PERFORATED (P)		RIB (R)	
		WEIGHT	PRICE	WEIGHT	PRICE	WEIGHT	PRICE
PP300	6' Bench with back - Portable	129 lb.	\$635	127 lb.	\$735	166 lb.	\$735
PP301	6' Bench with back - In-ground	125 lb.	\$6 3	123 lb.	\$7 9	162 lb.	\$7 9
PP302	6' Bench with back - Surface-mount	117 lb.	\$6 3	115 lb.	\$7 9	154 lb.	\$7 9
PP305	8' Bench with back - Portable	154 lb.	\$769	167 lb.	\$819	190 lb.	\$819
PP306	8' Bench with back - In-ground	143 lb.	\$73	156 lb.	\$798	179 lb.	\$798
PP307	8' Bench with back - Surface-mount	135 lb.	\$725	148 lb.	\$798	171 lb.	\$798
PP310	6' Bench without back - In-ground	62 lb.	\$36	66 lb.	\$417	85 lb.	\$417
PP311	6' Bench without back - Surface-mount	55 lb.	\$36	59 lb.	\$417	78 lb.	\$417
PP315	8' Bench without back - In-ground	82 lb.	\$427	86 lb.	\$459	94 lb.	\$459
PP316	8' Bench without back - Surface-mount	75 lb.	\$427	79 lb.	\$459	87 lb.	\$459
MODEL	DESCRIPTION — CONTOUR BENCHES	WEIGHT	PRICE	WEIGHT	PRICE	WEIGHT	PRICE
PP400	4' Bench - Portable - with arms	113 lb.	\$517	105 lb.	\$618	135 lb.	\$618
PP401	4' Bench - In-ground - with arms	112 lb.	\$479	104 lb.	\$575	134 lb.	\$575
PP402	4' Bench - Surface-mount - with arms	102 lb.	\$479	94 lb.	\$575	124 lb.	\$575
PP403	4' Bench - Gullwing - with arms	115 lb.	\$572	107 lb.	\$649	137 lb.	\$649
PP410	6' Bench - Portable - with arms	138 lb.	\$635	145 lb.	\$713	172 lb.	\$713
PP411	6' Bench - In-ground - with arms	137 lb.	\$564	144 lb.	\$637	171 lb.	\$637
PP412	6' Bench - Surface-mount - with arms	127 lb.	\$564	134 lb.	\$637	161 lb.	\$637
PP413	6' Bench - Gullwing - with arms	140 lb.	\$667	147 lb.	\$759	174 lb.	\$759
PP420	8' Bench - Portable - with arms	191 lb.	\$882	207 lb.	\$967	244 lb.	\$967
PP421	8' Bench - In-ground - with arms	187 lb.	\$779	203 lb.	\$882	240 lb.	\$882
PP422	8' Bench - Surface-mount - with arms	173 lb.	\$779	189 lb.	\$882	226 lb.	\$882
PP423	8' Bench - Gullwing - with arms	193 lb.	\$938	209 lb.	\$1 3	246 lb.	\$1 3
MODEL	ACCESSORIES FOR ITEMS ABOVE (PATTERN OPTIONS - NOT AVAILABLE)					WEIGHT	PRICE
MC102	Mounting-plate covers (set of 2) (for 4' and 6' lengths, contour benches)					4 lb.	\$38
MC103	Mounting-plate covers (set of 3) (for 8' lengths, contour benches)					6 lb.	\$5
SC202	Small mounting-plate covers (set of 2 for standard bench)					4 lb.	\$43

Surface and In-ground mounts must be adequately anchored.



ROCKPORT

		FAUX-WOOD	
			
MODEL	DESCRIPTION — BENCHES	WEIGHT	PRICE
RO1112C	6' Bench with back, with arms - Faux-wood - Portable/Surface-mount	158 lb.	\$1718
RO1412P	6' Bench without back, with arms - Faux-wood - Portable	156 lb.	\$1318
RO1412S	6' Bench without back, with arms - Faux-wood - Surface-mount	123 lb.	\$1293
RO0112C	8' Bench with back, with arms - Faux-wood - Portable/Surface-mount	235 lb.	\$2269
RO0412C	8' Bench without back, with arms - Faux-wood - Portable/Surface-mount	175 lb.	\$1855
		HORIZONTAL SLAT	
			
MODEL	DESCRIPTION — BENCHES	WEIGHT	PRICE
RO1119C	6' Bench with back, with arms - Horizontal slat - Portable/Surface-mount	158 lb.	\$1718
RO1419P	6' Bench without back, with arms - Horizontal slat - Portable	156 lb.	\$1318
RO1419S	6' Bench without back, with arms - Horizontal slat - Surface-mount	123 lb.	\$1293
RO0119C	8' Bench with back, with arms - Horizontal slat - Portable/Surface-mount	235 lb.	\$2269
RO0419C	8' Bench without back, with arms - Horizontal slat - Portable/Surface-mount	175 lb.	\$1855

Pricing for Rockport planters can be found on page 150.

Pricing for Rockport receptacles can be found on page 154.

SHADELAND

		DIAMOND (D)		PERFORATED (P)	
					
MODEL	DESCRIPTION — SHELTERS	WEIGHT	PRICE	WEIGHT	PRICE
SH000	Shelter only	536 lb.	\$3292	544 lb.	\$335
SH300	Shelter/3-seat single bench	727 lb.	\$4692	756 lb.	\$4722
SH400	Shelter/3-seat double bench	903 lb.	\$5864	953 lb.	\$5927
SH305	Shelter/6' single bench	699 lb.	\$4591	730 lb.	\$4667
SH405	Shelter/6' double bench	781 lb.	\$4629	835 lb.	\$47 9
MODEL	ACCESSORIES FOR ITEMS ABOVE (PATTERN OPTIONS - NOT AVAILABLE)			WEIGHT	PRICE
AP104	Arm package with back (set of 4) - for 3-seat unit only (double quantity for double unit)			14 lb.	\$196
MODEL	DESCRIPTION — SHELTER & TABLE COMBOS	WEIGHT	PRICE	WEIGHT	PRICE
SH100	46" Square table/Shelter combo	862 lb.	\$5761	911 lb.	\$5816
SH105	6' Table/Shelter	853 lb.	\$5356	884 lb.	\$5398

Surface and In-ground mounts must be adequately anchored.



PRICING

SIGNATURE

MODEL	DESCRIPTION — PICNIC TABLES	DIAMOND (D)		PERFORATED (P)	
		WEIGHT	PRICE	WEIGHT	PRICE
SG105	6' Picnic table - 1 5/8" O.D. frame - Portable	208 lb.	\$834	240 lb.	\$956
SG106	6' Picnic table - 2 3/8" O.D. frame - Portable	225 lb.	\$85	257 lb.	\$1 6
SG125	6' Oval table (table has umbrella hole) - Portable	206 lb.	\$1372	242 lb.	\$1376
SG201	6' Table - Single-pedestal - In-ground	278 lb.	\$1123	314 lb.	\$1188
SG205	6' Table - Multi-pedestal - In-ground	302 lb.	\$1 96	334 lb.	\$1154
SG110	8' Picnic table - 1 5/8" O.D. frame - Portable	253 lb.	\$927	316 lb.	\$1 9
SG111	8' Picnic table - 2 3/8" O.D. frame - Portable	270 lb.	\$945	333 lb.	\$1137
SG115	8' Picnic table - 2 3/8" O.D. frame - 6' seats - Portable	254 lb.	\$923	308 lb.	\$1 67
SG206	8' Table - Multi-pedestal - In-ground	347 lb.	\$1212	410 lb.	\$1276
SG207	8' Table - Multi-pedestal - In-ground	328 lb.	\$1179	382 lb.	\$1256
SG120	10' Picnic table - 2 3/8" O.D. frame - Portable	352 lb.	\$14 9	412 lb.	\$16 3
SG122	10' ADA Side by Side Table - Portable	387 lb.	\$16	442 lb.	\$1811
MODEL	DESCRIPTION — ROUND, SQUARE & OCTAGONAL TABLES	WEIGHT	PRICE	WEIGHT	PRICE
SG162	42" Round table with 6-legged frame and concave seating - Portable	229 lb.	\$1251	249 lb.	\$1364
SG163	42" Round table with 4-legged frame and concave seating - Portable	169 lb.	\$991	181 lb.	\$1 3
SG150	46" Round table - Portable	189 lb.	\$974	224 lb.	\$1 66
SG151	46" Oval table - 3 seat - Portable	180 lb.	\$1243	199lb.	\$128
SG244	46" Round table - 4 seat - Surface-mount - Basic frame	250 lb.	\$1283	285 lb.	\$14 1
SG245	46" Round table - 4 seat - In-ground - Basic frame	236 lb.	\$1241	271 lb.	\$1349
SG246	46" Round table - 4 seat - In-ground - Superior frame	244 lb.	\$1317	279 lb.	\$1417
SG249	46" Round table - 3 seat - Surface-mount - Basic frame	223 lb.	\$11 9	253 lb.	\$1227
SG250	46" Round table - 3 seat - In-ground - Basic frame	209 lb.	\$1 8	239 lb.	\$1195
SG251	46" Round table - 3 seat - In-ground - Superior frame	217 lb.	\$1158	247 lb.	\$1266
SG213	30" Square table - 2 seat - Surface-mount - Basic frame	178 lb.	\$976	213 lb.	\$1 2
SG214	40" Square table - 4 seat - Surface-mount - Basic frame	252 lb.	\$1218	293 lb.	\$1314
SG215	40" Square table - 4 seat - In-ground - Basic frame	238 lb.	\$1144	279 lb.	\$1254
SG216	40" Square table - 4 seat - In-ground - Superior frame	246 lb.	\$12 7	287 lb.	\$135
SG140	46" Square table - Portable	196 lb.	\$9 3	248 lb.	\$1 17
SG145	46" Octagon table - Portable	198 lb.	\$923	240 lb.	\$1 41
SG155	46" Square table - 3 seat - Portable	213 lb.	\$1 38	245 lb.	\$1 92
SG229	46" Square table - 4 seat - Surface-mount - Basic frame	257 lb.	\$12 4	309 lb.	\$1345
SG230	46" Square table - 4 seat - In-ground - Basic frame	243 lb.	\$1164	295 lb.	\$13 1
SG231	46" Square table - 4 seat - In-ground - Superior frame	251 lb.	\$1237	303 lb.	\$1371
SG234	46" Square table - 3 seat - Surface-mount - Basic frame	231 lb.	\$1 82	277 lb.	\$1192
SG235	46" Square table - 3 seat - In-ground - Basic frame	217 lb.	\$1 11	263 lb.	\$1164
SG236	46" Square table - 3 seat - In-ground - Superior frame	225 lb.	\$11 1	271 lb.	\$1235
MODEL	ACCESSORIES FOR ITEMS ABOVE (PATTERN OPTIONS - NOT AVAILABLE)			WEIGHT	PRICE
QC301	Square mounting-plate covers (set of 1) (for Single-pedestal In-ground tables)			2 lb.	\$28
QC306	Square mounting-plate covers (set of 6) (for Multi-pedestal In-ground tables)			12 lb.	\$143
SG130	Surface-mount package for 1 5/8" legs (set of 2) (for Portable tables)			2 lb.	\$19
SG135	Surface-mount package for 2 3/8" legs (set of 2) (for Portable tables)			2 lb.	\$23

SIGNATURE (cont.)

MODEL	DESCRIPTION — CHILDREN'S TABLES	DIAMOND (D)		PERFORATED (P)	
		WEIGHT	PRICE	WEIGHT	PRICE
SG171	46" Children's square table – Portable	177 lb.	\$9 3	229 lb.	\$1 19
SG172	46" Alphabet table – Portable	210 lb.	\$119	231 lb.	\$12 3
SG176	6' Children's picnic table – Portable	142 lb.	\$8 3	179 lb.	\$819
MODEL	DESCRIPTION — 10" WIDE SEATS	WEIGHT	PRICE	WEIGHT	PRICE
SG300	6' Bench with back, 10" wide seats – Portable	114 lb.	\$49	126 lb.	\$54
SG300BB	6' Buddy Bench – Portable	Not Available		126 lb.	\$54
SG303BB	6' Buddy Bench – In-ground	Not Available		125 lb.	\$5 7
SG306BB	6' Buddy Bench – Surface-mount	Not Available		119 lb.	\$5 7
SG301	6' Bench without back, 10" wide seats – Portable	65 lb.	\$3 9	70 lb.	\$322
SG303	6' Bench with back, 10" wide seats – In-ground	113 lb.	\$467	125 lb.	\$5 7
SG304	6' Bench without back, 10" wide seats – In-ground	64 lb.	\$274	69 lb.	\$298
SG306	6' Bench with back, 10" wide seats – Surface-mount	107 lb.	\$467	119 lb.	\$5 7
SG307	6' Bench without back, 10" wide seats – Surface-mount	58 lb.	\$274	63 lb.	\$298
SG312	8' Bench with back, 10" wide seats – Portable	133 lb.	\$551	154 lb.	\$587
SG313	8' Bench without back, 10" wide seats – Portable	81 lb.	\$346	90 lb.	\$351
SG315	8' Bench with back, 10" wide seats – In-ground	132 lb.	\$53	153 lb.	\$561
SG316	8' Bench without back, 10" wide seats – In-ground	74 lb.	\$3	83 lb.	\$33
SG318	8' Bench with back, 10" wide seats – Surface-mount	126 lb.	\$53	147 lb.	\$561
SG319	8' Bench without back, 10" wide seats – Surface-mount	68 lb.	\$3	77 lb.	\$33
SG324	10' Bench with back, 10" wide seats – Portable	187 lb.	\$828	209 lb.	\$859
SG325	10' Bench without back, 10" wide seats – Portable	104 lb.	\$491	110 lb.	\$511
SG327	10' Bench with back, 10" wide seats – In-ground	182 lb.	\$776	204 lb.	\$8 3
SG328	10' Bench without back, 10" wide seats – In-ground	97 lb.	\$446	103 lb.	\$467
SG330	10' Bench with back, 10" wide seats – Surface-mount	167 lb.	\$776	189 lb.	\$8 3
SG331	10' Bench without back, 10" wide seats – Surface-mount	93 lb.	\$467	99 lb.	\$479
SG336	15' Bench with back, 10" wide seats – Portable	251 lb.	\$1166	277 lb.	\$1253
SG337	15' Bench without back, 10" wide seats – Portable	132 lb.	\$661	145 lb.	\$698
SG339	15' Bench with back, 10" wide seats – In-ground	246 lb.	\$1118	272 lb.	\$12 2
SG340	15' Bench without back, 10" wide seats – In-ground	125 lb.	\$6 3	138 lb.	\$64
SG342	15' Bench with back, 10" wide seats – Surface-mount	231 lb.	\$1118	257 lb.	\$12 2
SG343	15' Bench without back, 10" wide seats – Surface-mount	121 lb.	\$6 6	134 lb.	\$641

Surface and In-ground mounts must be adequately anchored.



PRICING

SIGNATURE (cont.)

MODEL	DESCRIPTION — 15" WIDE SEATS	DIAMOND (D)		PERFORATED (P)	
		WEIGHT	PRICE	WEIGHT	PRICE
SG400	6' Player bench with back, 15" wide seats - Portable	132 lb.	\$662	150 lb.	\$762
SG401	6' Player bench without back, 15" wide seats - Portable	71 lb.	\$397	80 lb.	\$432
SG403	6' Player bench with back, 15" wide seats - In-ground	131 lb.	\$632	149 lb.	\$724
SG404	6' Player bench without back, 15" wide seats - In-ground	70 lb.	\$369	79 lb.	\$4 2
SG406	6' Player bench with back, 15" wide seats - Surface-mount	125 lb.	\$638	143 lb.	\$735
SG407	6' Player bench without back, 15" wide seats - Surface-mount	64 lb.	\$369	73 lb.	\$396
SG412	8' Player bench with back, 15" wide seats - Portable	152 lb.	\$748	184 lb.	\$819
SG413	8' Player bench without back, 15" wide seats - Portable	87 lb.	\$423	103 lb.	\$464
SG415	8' Player bench with back, 15" wide seats - In-ground	151 lb.	\$724	183 lb.	\$8 8
SG416	8' Player bench without back, 15" wide seats - In-ground	80 lb.	\$4 2	96 lb.	\$441
SG418	8' Player bench with back, 15" wide seats - Surface-mount	145 lb.	\$724	177 lb.	\$8 9
SG419	8' Player bench without back, 15" wide seats - Surface-mount	74 lb.	\$4 2	90 lb.	\$441
SG424	10' Player bench with back, 15" wide seats - Portable	217 lb.	\$966	261 lb.	\$1 43
SG425	10' Player bench without back, 15" wide seats - Portable	115 lb.	\$574	137 lb.	\$6 9
SG427	10' Player bench with back, 15" wide seats - In-ground	212 lb.	\$924	256 lb.	\$1
SG428	10' Player bench without back, 15" wide seats - In-ground	108 lb.	\$535	130 lb.	\$564
SG430	10' Player bench with back, 15" wide seats - Surface-mount	197 lb.	\$933	241 lb.	\$1 8
SG431	10' Player bench without back, 15" wide seats - Surface-mount	104 lb.	\$535	126 lb.	\$564
SG436	15' Player bench with back, 15" wide seats - Portable	279 lb.	\$14	343 lb.	\$1579
SG437	15' Player bench without back, 15" wide seats - Portable	146 lb.	\$769	178 lb.	\$855
SG439	15' Player bench with back, 15" wide seats - In-ground	274 lb.	\$1348	338 lb.	\$1529
SG440	15' Player bench without back, 15" wide seats - In-ground	139 lb.	\$713	171 lb.	\$8 3
SG442	15' Player bench with back, 15" wide seats - Surface-mount	259 lb.	\$1353	323 lb.	\$1535
SG443	15' Player bench without back, 15" wide seats - Surface-mount	135 lb.	\$713	167 lb.	\$8 3
MODEL	ACCESSORIES FOR 10" & 15" WIDE BENCHES (PATTERN OPTIONS - NOT AVAILABLE)			WEIGHT	PRICE
SC202	Small mounting-plate covers (Set of 2) (for 6' and 8' lengths)			4 lb.	\$43
SC203	Small mounting-plate covers (Set of 3) (for 10' and 15' lengths)			6 lb.	\$64
MODEL	DESCRIPTION — PEDESTAL & BENCH TABLE COMBOS	WEIGHT	PRICE	WEIGHT	PRICE
SG350	6' Bench/Table combo - Portable	135 lb.	\$69	149 lb.	\$739
SG351	8' Bench/Table combo - Portable	155 lb.	\$748	180 lb.	\$8
SG355	6' Single bench - In-ground	153 lb.	\$588	165 lb.	\$634
SG356	6' Single bench - Surface-mount	142 lb.	\$565	154 lb.	\$619
SG360	8' Single bench - In-ground	172 lb.	\$645	193 lb.	\$686
SG361	8' Single bench - Surface-mount	161 lb.	\$627	182 lb.	\$671
MODEL	ACCESSORIES FOR ITEMS ABOVE (PATTERN OPTIONS - NOT AVAILABLE)			WEIGHT	PRICE
QC302	Square mounting-plate covers (set of 2) (for In-ground or Surface-mount legs on benches)			4 lb.	\$49

Surface and In-ground mounts must be adequately anchored.

SPECIALTY

MODEL	DESCRIPTION — SWINGS	DIAMOND (D)		PERFORATED (P)		RIB (R)		SLAT (S)	
		WEIGHT	PRICE	WEIGHT	PRICE	WEIGHT	PRICE	WEIGHT	PRICE
SP300	4	1 5	8 9	118 lb.	\$885	139 lb.	\$885	193 lb.	\$1 11
SP305	6	12	956	153 lb.	\$1 49	189 lb.	\$1 49	212 lb.	\$1155
MODEL	ACCESSORIES FOR ITEMS ABOVE (PATTERN OPTIONS - NOT AVAILABLE)							WEIGHT	PRICE
SP310	Round post package - In-ground (for 4' or 6' Swings)							92 lb.	\$392
SP315	4' Square post package - In-ground (for 4' Swings)							196 lb.	\$9
SP320	6' Square post package - In-ground (for 6' Swings)							220 lb.	\$959
QC302	Square mounting-plate covers (set of 2)							4 lb.	\$49
MC102	Round mounting-plate covers (set of 2)							4 lb.	\$38

		DIAMOND (D)		PERFORATED (P)	
		WEIGHT	PRICE	WEIGHT	PRICE
SPYDER® SERIES STYLE — GAME TABLES					
SP105	46" Round game table - Portable/Surface-mount	241 lb.	\$1432	263 lb.	\$1498
SP200	46" Round game table - In-ground	270 lb.	\$1518	292 lb.	\$1588
SP110	46" Square game table - Portable/Surface-mount	253 lb.	\$1379	281 lb.	\$15 9
SP205	46" Square game table - In-ground	282 lb.	\$1477	310 lb.	\$16 3
MODEL	ACCESSORIES FOR ITEMS ABOVE (PATTERN OPTIONS - NOT AVAILABLE)	WEIGHT	PRICE	WEIGHT	PRICE
MC104	Mounting-plate covers (set of 4)			5 lb.	\$69
SIGNATURE SERIES STYLE — GAME TABLES		WEIGHT	PRICE	WEIGHT	PRICE
SP115	46" Round game table - Portable	200 lb.	\$1192	222 lb.	\$1276
SP210	46" Round game table - In-ground - 4 seat - Basic frame	247 lb.	\$1444	269 lb.	\$1541
SP211	46" Round game table - In-ground - 4 seat - Superior frame	255 lb.	\$15 4	277 lb.	\$1611
SP215	46" Round game table - In-ground - 3 seat - Basic frame	220 lb.	\$13 4	237 lb.	\$135
SP216	46" Round game table - In-ground - 3 seat - Superior frame	228 lb.	\$1397	245 lb.	\$1433
SP120	46" Square game table - Portable	212 lb.	\$1128	240 lb.	\$1287
SP225	46" Square game table - In-ground - 4 seat - Basic frame	259 lb.	\$1423	287 lb.	\$1585
SP226	46" Square game table - In-ground - 4 seat - Superior frame	267 lb.	\$15 1	295 lb.	\$1643
SP230	46" Square game table - In-ground - 3 seat - Basic frame	233 lb.	\$1265	255 lb.	\$1392
SP231	46" Square game table - In-ground - 3 seat - Superior frame	241 lb.	\$1372	263 lb.	\$1493




Checkerboard insert included with table models!

Select Plastisol colors for the table top and seats and Powder-coat colors for the frame and checkerboard (2 colors for checkers) on pages 116-117.

























PRICING









SPECIALTY (cont.)

		PERFORATED (P)		RIB (R)	
Memorial Plaque 4" x 6" Brushed Stainless (does not include engraving)					
CONTEMPORARY® SERIES STYLE MEMORIAL BENCH		WEIGHT	PRICE	WEIGHT	PRICE
SP405	Contemporary 6' bench with back - Portable/Surface-mount	178 lb.	\$1 77	227 lb.	\$1 77
SP406	Contemporary 6' bench with back - In-ground	169 lb.	\$1 54	218 lb.	\$1 54
ESTATE® SERIES STYLE MEMORIAL BENCH		WEIGHT	PRICE	WEIGHT	PRICE
SP400	Estate 6' bench with back - Portable/Surface-mount	151 lb.	\$1287	200 lb.	\$1287
PRESTIGE® SERIES STYLE MEMORIAL BENCH		WEIGHT	PRICE	WEIGHT	PRICE
SP420	Prestige 6' bench with back - Portable	127 lb.	\$762	150 lb.	\$762
SP421	Prestige 6' bench with back - In-ground	123 lb.	\$745	146 lb.	\$745
SP422	Prestige 6' bench with back - Surface-mount	115 lb.	\$745	138 lb.	\$745
COURTYARD® SERIES STYLE MEMORIAL BENCH		WEIGHT	PRICE	WEIGHT	PRICE
SP410	Courtyard 6' bench with back - Portable/Surface-mount	140 lb.	\$1177	189 lb.	\$1177
				DIAMOND (D)	
					
MODEL	DESCRIPTION			WEIGHT	PRICE
SP511	20-Bushel basket truck - 5" Caster			157 lb.	\$935
SP520	30-Bushel basket truck - 5" Caster			198 lb.	\$985
SP530	40-Bushel basket truck - 5" Caster			225 lb.	\$1 77


SPYDER

		DIAMOND (D)		PERFORATED (P)	
					
MODEL	DESCRIPTION — GATHERING TABLES	WEIGHT	PRICE	WEIGHT	PRICE
SY120	46" Square table - Portable/Surface-mount 	237 lb.	\$114	289 lb.	\$1253
SY210	46" Square table - In-ground 	266 lb.	\$1238	318 lb.	\$135
SY125	46" Octagon table - Portable/Surface-mount 	239 lb.	\$114	281 lb.	\$1298
SY215	46" Octagon table - In-ground 	268 lb.	\$1238	310 lb.	\$1392
SY126 	ADA Octagon table - Portable/Surface-mount 	276 lb.	\$139	323 lb.	\$1571
SY216 	ADA Octagon table - In-ground 	305 lb.	\$1488	352 lb.	\$1733
SY110	46" Round table - Portable/Surface-mount 	230 lb.	\$115	265 lb.	\$1291
SY111 	46" Round table - 3 legs - Portable/Surface-mount 	207 lb.	\$1 81	223 lb.	\$1155
SY112	36" Round table - 3 legs - Portable/Surface-mount 	193 lb.	\$1 2	198 lb.	\$1 9
SY200	46" Round table - In-ground 	259 lb.	\$1274	294 lb.	\$1375
SY201 	46" Round table - 3 legs - In-ground 	228 lb.	\$12 3	244 lb.	\$1239
SY202	36" Round table - 3 legs - In-ground 	214 lb.	\$1 79	219 lb.	\$1145
SY116 	ADA Round table - Portable/Surface-mount 	260 lb.	\$14 9	294 lb.	\$1498
SY203 	ADA Round table - In-ground 	289 lb.	\$15 9	323 lb.	\$1596

SPYDER (cont.)

MODEL	DESCRIPTION — PICNIC TABLES		DIAMOND (D)		PERFORATED (P)	
			WEIGHT	PRICE	WEIGHT	PRICE
SY135	 7' Picnic table – Portable/Surface-mount		274 lb.	\$1311	311 lb.	\$1429
SY225	 7' Picnic table – In-ground		303 lb.	\$14 8	340 lb.	\$1524
SY150	 11' Picnic table – Portable/Surface-mount		412 lb.	\$1965	455 lb.	\$2164
SY240	 11' Picnic table – In-ground		455 lb.	\$2119	498 lb.	\$2316
MODEL	ACCESSORIES FOR ITEMS ABOVE (PATTERN OPTIONS - NOT AVAILABLE)				WEIGHT	PRICE
MC103	Mounting-plate covers (set of 3) (for 3-legged tables)				6 lb.	\$5
MC104	Mounting-plate covers (set of 4)				5 lb.	\$69
MC106	Mounting-plate covers (set of 6) (for 11' tables)				9 lb.	\$98
MODEL	DESCRIPTION — CHILDREN'S TABLES		WEIGHT	PRICE	WEIGHT	PRICE
SY100	46" Square children's table – Portable/Surface-mount		223 lb.	\$11	275 lb.	\$1214
SY101	46" Round children's table – Portable/Surface-mount		216 lb.	\$1153	251 lb.	\$1276
SY102	46" Children's Alphabet table – Portable/Surface-mount		256 lb.	\$1423	277 lb.	\$1533
MODEL	ACCESSORIES FOR ITEMS ABOVE (PATTERN OPTIONS - NOT AVAILABLE)				WEIGHT	PRICE
SC204	Small mounting-plate covers (set of 4)				8 lb.	\$81

SULLIVAN

MODEL	DESCRIPTION	WEIGHT	PRICE
SU9118P	Arm chair – Mesh	11 lb.	\$114
SU2I38P	36" Round table – Mesh – Portable	25 lb.	\$225
SU2H38P	42" Round table – Mesh – Portable	28 lb.	\$261
SU2G38P	48" Round table – Mesh – Portable	31 lb.	\$3 6
SU2X38P	30" Square table – Mesh – Portable	24 lb.	\$216
SU2V38P	36" Square table – Mesh – Portable	27 lb.	\$225
SU2W38P	42" Square table – Mesh – Portable	31 lb.	\$261
SU2038P	30" x 24" Rectangular table – Mesh – Portable	24 lb.	\$238
SU2Z38P	30" x 48" Rectangular table – Mesh – Portable	30 lb.	\$267
SU2Z88P 	30" x 48" ADA Rectangular table – Mesh – Portable	30 lb.	\$328

Surface and In-ground mounts must be adequately anchored.



PRICING

UPTOWN

MODEL	DESCRIPTION — BENCHES	DIAMOND (D)		PERFORATED (P)		RIB (R)		SLAT (S)	
		WEIGHT	PRICE	WEIGHT	PRICE	WEIGHT	PRICE	WEIGHT	PRICE
UP400	4' Bench with arms	95 lb.	\$619	108 lb.	\$713	129 lb.	\$719	183 lb.	\$785
UP405	4' Bench without arms	92 lb.	\$564	105 lb.	\$676	126 lb.	\$685	180 lb.	\$735
UP420	6' Bench with arms	110 lb.	\$786	143 lb.	\$862	179 lb.	\$87	202 lb.	\$97
UP425	6' Bench without arms	107 lb.	\$76	140 lb.	\$816	176 lb.	\$82	199 lb.	\$92
UP427	8' Bench with arms	178 lb.	\$114	204 lb.	\$13 6	246 lb.	\$1313	354 lb.	\$1446
UP428	8' Bench without arms	172 lb.	\$1 7	198 lb.	\$1243	240 lb.	\$126	348 lb.	\$1374
MODEL	ACCESSORIES FOR ITEMS ABOVE (PATTERN OPTIONS - NOT AVAILABLE)							WEIGHT	PRICE
UP430	Uptown center armrest (not for use on slat pattern)							8 lb.	\$62

WINCHESTER

MODEL	DESCRIPTION — BENCHES & TABLES	FAUX-WOOD	
		WEIGHT	PRICE
WI8112C	4' Bench with back, with arms - Faux-wood - Portable/Surface-mount	75 lb.	\$937
WI1112C	6' Bench with back, with arms - Faux-wood - Portable/Surface-mount	92 lb.	\$1 6
WI0112C	8' Bench with back, with arms - Faux-wood - Portable/Surface-mount	144 lb.	\$1676
WI2I32C	36" Round table - Faux-wood - Portable/Surface-mount	58 lb.	\$679
WI2H32C	42" Round table - Faux-wood - Portable/Surface-mount	64 lb.	\$754
WI2G32C	48" Round table - Faux-wood - Portable/Surface-mount	73 lb.	\$9 4
WI2V32C	36" Square table - Faux-wood - Portable/Surface-mount	64 lb.	\$679
WI2W32C	42" Square table - Faux-wood - Portable/Surface-mount	69 lb.	\$754
WI9112C	Chair - Faux-wood - Portable/Surface-mount	44 lb.	\$541

WINCHESTER (cont.)

HORIZONTAL SLAT



MODEL	DESCRIPTION — BENCHES & TABLES		WEIGHT	PRICE
WI8119C	4' Bench with back, with arms - Horizontal slat - Portable/Surface-mount		75 lb.	\$937
WI1119C	6' Bench with back, with arms - Horizontal slat - Portable/Surface-mount		92 lb.	\$1 6
WI0119C	8' Bench with back, with arms - Horizontal slat - Portable/Surface-mount		144 lb.	\$1676
WI2I33C	36" Round table - Horizontal slat - Portable/Surface-mount		58 lb.	\$679
WI2H33C	42" Round table - Horizontal slat - Portable/Surface-mount		64 lb.	\$754
WI2G33C	48" Round table - Horizontal slat - Portable/Surface-mount		75 lb.	\$9 4
WI2V39C	36" Square table - Horizontal slat - Portable/Surface-mount		64 lb.	\$679
WI2W39C	42" Square table - Horizontal slat - Portable/Surface-mount		69 lb.	\$754
WI9119C	Chair - Horizontal slat - Portable/Surface-mount		44 lb.	\$541

SQUARE PERFORATION



MODEL	DESCRIPTION — BENCHES & MEMORIAL BENCH		WEIGHT	PRICE
WI8111C	4' Bench with back, with arms - Square perforation - Portable/Surface-mount		116 lb.	\$774
WI1111C	6' Bench with back, with arms - Square perforation - Portable/Surface-mount		121 lb.	\$855
WIJ111C	6' Memorial Bench - Square perforation - Portable/Surface-mount		121 lb.	\$93
WI0111C	8' Bench with back, with arms - Square perforation - Portable/Surface-mount		226 lb.	\$1366

SLAT



MODEL	DESCRIPTION — BENCHES		WEIGHT	PRICE
WI8113C	4' Bench with back, with arms - Slat - Portable/Surface-mount		121 lb.	\$846
WI1113C	6' Bench with back, with arms - Slat - Portable/Surface-mount		126 lb.	\$955
WI0113C	8' Bench with back, with arms - Slat - Portable/Surface-mount		236 lb.	\$1546

ROD



MODEL	DESCRIPTION — BENCHES		WEIGHT	PRICE
WI8114C	4' Bench with back, with arms - Rod - Portable/Surface-mount		151 lb.	\$1 33
WI1114C	6' Bench with back, with arms - Rod - Portable/Surface-mount		181 lb.	\$1137
WI0114C	8' Bench with back, with arms - Rod - Portable/Surface-mount		296 lb.	\$182

SOLID




MODEL	DESCRIPTION — TABLES		WEIGHT	PRICE
WI2I37C	36" Round table - Solid - Portable/Surface-mount		56 lb.	\$733
WI2H37C	42" Round table - Solid - Portable/Surface-mount		60 lb.	\$945
WI2G37C	48" Round table - Solid - Portable/Surface-mount		78 lb.	\$974

Surface and In-ground mounts must be adequately anchored.





PRICING

WINCHESTER (cont.)

		ROUND PERFORATION	
			
MODEL	DESCRIPTION — BENCHES & MEMORIAL BENCH	WEIGHT	PRICE
WI8116C	4' Bench with back, with arms - Round perforation - Portable/Surface-mount	116 lb.	\$774
WI1116C	6' Bench with back, with arms - Round perforation - Portable/Surface-mount	121 lb.	\$855
WIJ116C	6' Memorial Bench - Round perforation - Portable/Surface-mount	121 lb.	\$93
WI0116C	8' Bench with back, with arms - Round perforation - Portable/Surface-mount	226 lb.	\$1366
ACCESSORIES		WEIGHT	PRICE
WI6538N	Winchester center armrest	10 lb.	\$1 8





WOODRIDGE

		FAUX-WOOD	
			
MODEL	DESCRIPTION — BENCHES	WEIGHT	PRICE
WO1112S	6' Bench with back, with arms - Faux-wood - Surface-mount	140 lb.	\$14 2
WO1412S	6' Bench without back, with arms - Faux-wood - Surface-mount	124 lb.	\$1316
		HORIZONTAL SLAT	
			
MODEL	DESCRIPTION — BENCHES	WEIGHT	PRICE
WO1119S	6' Bench with back, with arms - Horizontal slat - Surface-mount	140 lb.	\$14 2
WO1419S	6' Bench without back, with arms - Horizontal slat - Surface-mount	124 lb.	\$1316

Pricing for Woodridge planters can be found on pages 150-151.

Pricing for Woodridge receptacles can be found on page 158.

WYATT

		DIAMOND (D)		PERFORATED (P)		RIB (R)		SLAT (S)	
									
MODEL	DESCRIPTION — BENCHES	WEIGHT	PRICE	WEIGHT	PRICE	WEIGHT	PRICE	WEIGHT	PRICE
WY400	4' bench with back	111 lb.	\$969	124 lb.	\$1 11	145 lb.	\$1 28	199 lb.	\$1 79
WY420	6' bench with back	126 lb.	\$1151	159 lb.	\$12 1	195 lb.	\$1218	218 lb.	\$125
WY427	8' bench with back	199 lb.	\$1637	225 lb.	\$1738	267 lb.	\$176	375 lb.	\$1865
MODEL	ACCESSORIES FOR ITEMS ABOVE (PATTERN OPTIONS - NOT AVAILABLE)							WEIGHT	PRICE
WY430N	Wyatt center armrest (Not for use on slat-pattern)							7 lb.	\$9

Surface and In-ground mounts must be adequately anchored.

YORKTOWN

MODEL	DESCRIPTION — BENCHES	FAUX-WOOD	
		WEIGHT	PRICE
YO8212C	4' Bench arch back, with arms - Faux-wood - Portable/Surface-mount	61 lb.	\$785
YO8312C	4' Bench Chippendale, with arms - Faux-wood - Portable/Surface-mount	68 lb.	\$833
YO8112C	4' Bench straight back, with arms - Faux-wood - Portable/Surface-mount	58 lb.	\$754
YO1212C	6' Bench arch back, with arms - Faux-wood - Portable/Surface-mount	79 lb.	\$982
YO1312C	6' Bench Chippendale, with arms - Faux-wood - Portable/Surface-mount	87 lb.	\$1 53
YO1112C	6' Bench straight back, with arms - Faux-wood - Portable/Surface-mount	74 lb.	\$943
YO0212C	8' Bench arch back, with arms - Faux-wood - Portable/Surface-mount	108 lb.	\$1397
YO0312C	8' Bench Chippendale, with arms - Faux-wood - Portable/Surface-mount	122 lb.	\$1495
YO0112C	8' Bench straight back, with arms - Faux-wood - Portable/Surface-mount	102 lb.	\$1349
YOE112C	8' Curved bench with back, with arms - Faux-wood - Portable/Surface-mount	186 lb.	\$1917
YO6532N	Yorktown center armrest - Faux-wood	6 lb.	\$83

MODEL	DESCRIPTION — BENCHES	SLAT	
		WEIGHT	PRICE
YO8213C	4' Bench arch back, with arms - Slat - Portable/Surface-mount	61 lb.	\$789
YO8313C	4' Bench Chippendale, with arms - Slat - Portable/Surface-mount	68 lb.	\$833
YO8113C	4' Bench straight back, with arms - Slat - Portable/Surface-mount	58 lb.	\$754
YO1213C	6' Bench arch back, with arms - Slat - Portable/Surface-mount	79 lb.	\$982
YO1313C	6' Bench Chippendale, with arms - Slat - Portable/Surface-mount	87 lb.	\$1 53
YO1113C	6' Bench straight back, with arms - Slat - Portable/Surface-mount	74 lb.	\$943
YO0213C	8' Bench arch back, with arms - Slat - Portable/Surface-mount	108 lb.	\$1397
YO0313C	8' Bench Chippendale, with arms - Slat - Portable/Surface-mount	122 lb.	\$1495
YO0113C	8' Bench straight back, with arms - Slat - Portable/Surface-mount	102 lb.	\$1349
YOE113C	8' Curved bench with back, with arms - Slat - Portable/Surface-mount	186 lb.	\$1917
YO6533N	Yorktown center armrest - Slat	6 lb.	\$83

Surface and In-ground mounts must be adequately anchored.



PRICING

YORKTOWN (cont.)

MODEL	DESCRIPTION — TABLES		FAUX-WOOD	
			WEIGHT	PRICE
YO2G32C	48" Round table - Faux-wood - Portable/Surface-mount		55 lb.	\$745
YO2L32C	48" Square table - Faux-wood - Portable/Surface-mount		55 lb.	\$782
YO2K32C	36" X 72" Rectangular table - Faux-wood - Portable/Surface-mount		70 lb.	\$875
YO2M32C	48" Square coffee table - Faux-wood - Portable/Surface-mount		59 lb.	\$737
YO9112C	Chair - Faux-wood - Portable/Surface-mount		48 lb.	\$588

MODEL	DESCRIPTION — TABLES		SLAT	
			WEIGHT	PRICE
YO2G33C	48" Round table - Slat - Portable/Surface-mount		55 lb.	\$745
YO2L33C	48" Square table - Slat - Portable/Surface-mount		55 lb.	\$782
YO2K33C	36" x 72" Rectangular table - Slat - Portable/Surface-mount		70 lb.	\$875
YO2M33C	48" Square coffee table - Slat - Portable/Surface-mount		59 lb.	\$737
YO9113C	Chair - Slat - Portable/Surface-mount		48 lb.	\$588

Pricing for Yorktown planters can be found on pages 150-151.

Pricing for Yorktown receptacles can be found on page 159.

GREEN VALLEY







MODEL	DESCRIPTION — PICNIC TABLES & SQUARE TABLES		RECYCLE SLAT	
			WEIGHT	PRICE
GV106G	6' Picnic table - Portable		267 lb.	\$11 3
GV111G	8' Picnic table - Portable		287 lb.	\$1312
GV115G	8' Picnic table - Portable		276 lb.	\$1287
GV140G	Square table - Portable		322 lb.	\$1449
GV229G	Square table - 4 seat - Surface-mount		383 lb.	\$1667
GV230G	Square table - 4 seat - In-ground		369 lb.	\$1667
GV234G	Square table - 3 seat - Surface-mount		349 lb.	\$1541
GV235G	Square table - 3 seat - In-ground		335 lb.	\$1541
GV240G	Square table - 2 seat - In-ground		291 lb.	\$1413
GV245G	Square table - 2 seat - Surface-mount		305 lb.	\$1413

Surface and In-ground mounts must be adequately anchored.

GREEN VALLEY *(cont.)*

RECYCLE SLAT

MODEL	DESCRIPTION — RECYCLED BENCHES & TRASH	WEIGHT	PRICE
GV420G	6' Bench with back (Contemporary style) - Portable/Surface-mount	160 lb.	\$1134
GV430G	6' Bench with back (Contemporary style) - In-ground	150 lb.	\$1 97
GV301G	6' Bench with back (Signature style) - Portable	128 lb.	\$681
GV302G	6' Bench without back (Signature style) - Portable	70 lb.	\$395
GV303G	6' Bench with back (Signature style) - In-ground	127 lb.	\$681
GV304G	6' Bench without back (Signature style) - In-ground	69 lb.	\$395
GV306G	6' Bench with back (Signature style) - Surface-mount	121 lb.	\$681
GV307G	6' Bench without back (Signature style) - Surface-mount	63 lb.	\$395
GV100G	32-Gallon receptacle with liner - In-ground	67 lb.	\$585
GV300G	32-Gallon receptacle with liner - Portable	55 lb.	\$585

MODEL	DESCRIPTION — RECYCLED TABLES & CHAIRS	WEIGHT	PRICE
GV9112P	Dining Chair with arms - Recycle Slat	19 lb.	\$217
GV9122P	Dining Chair without arms - Recycle Slat	18 lb.	2 8
GV2072P	30" x 24" Rectangular Table - Recycle Slat - Portable	33 lb.	\$382
GV2Z72P	 30" x 48" Rectangular Table - Recycle Slat - Portable 	50 lb.	\$536
GV2X72P	30" Square Table - Recycle Slat - Portable	38 lb.	\$434
GV2V72P	 36" Square Table - Recycle Slat - Portable 	52 lb.	\$543
GV2Y72P	 48" Square Table - Recycle Slat - Portable 	74 lb.	\$736
GVAX72P	30" Square Bar Table - Recycle Slat - Portable	42 lb.	\$486
GVAV72P	36" Square Bar Table - Recycle Slat - Portable	56 lb.	\$581
GV8122P	Bar Chair - Recycle Slat	22 lb.	\$335

32-gallon lids sold separately on pages 152-153.

Surface and In-ground mounts must be adequately anchored.

ARCADIA

MODEL	DESCRIPTION	WEIGHT	PRICE
ARM77002	Armless - One Seat Chair with Cushion	48 lb.	\$1 33
ARM77003	3 Seat Sofa with Cushion	105 lb.	\$3411
ARM77004	Lounge Chair with Arms & Cushion	55 lb.	\$1164
ARM77022	Armless - Two Seat with Cushion	81 lb.	\$19 7
ARM77022A	Loveseat with Cushion	81 lb.	\$2523
ARM77032	Corner Seat with Cushion	61 lb.	\$1414
ARM77024SQ	24" Square End Table	27 lb.	\$46
ARM77030SQ	30" Square Coffee Table	36 lb.	\$561
ARM77036	30" Round Table	28 lb.	\$633



PRICING

PLANTERS

MODEL	DESCRIPTION — BROOKSTONE	WEIGHT	PRICE
BR034-121226	034 Planter - 12" x 12" x 26"	16 lb.	\$528
BR034-161630	034 Planter - 16" x 16" x 30"	24 lb.	\$722
BR034-181832	034 Planter - 18" x 18" x 32"	30 lb.	\$1 22
BR034-242432	034 Planter - 24" x 24" x 32"	35 lb.	\$1417
BR042-361424	042 Planter - 36" X 14" X 24"	31 lb.	\$1 49
BR042-481424	042 Planter - 48" X 14" X 24"	36 lb.	\$1417
BR042-601424	042 Planter - 60" x 14" x 24"	60 lb.	\$21 7
BR042-721836	042 Planter - 72" x 18" x 36"	80 lb.	\$2827
BR043-361416	043 Planter - 36" x 14" x 16"	25 lb.	\$1 13
BR043-481416	043 Planter - 48" x 14" x 16"	30 lb.	\$1 92
BR043-601416	043 Planter - 60" x 14" x 16"	35 lb.	\$1597
BR046-481424	046 Planter - 48" x 14" x 24"	27 lb.	\$147
BR053-1919	053 Planter - 19" Square	19 lb.	\$686
BR053-2424	053 Planter - 24" Square	28 lb.	\$1 32
BR053-3636	053 Planter - 36" Square	60 lb.	\$2141
BR072-1322	072 Planter - 13" x 22"	13 lb.	\$528
BR072-1832	072 Planter - 18" x 32"	22 lb.	\$891
BR072-2432	072 Planter - 24" x 32"	28 lb.	\$1295



MODEL	DESCRIPTION — PLANTERS	WEIGHT	PRICE	WEIGHT	PRICE	WEIGHT	PRICE	WEIGHT	PRICE
PL101	24" Dia. x 24" high	63 lb.	\$464	83 lb.	\$498	106 lb.	\$498	125 lb.	\$649
PL104	30" Dia. x 30" high	95 lb.	\$641	154 lb.	\$691	181 lb.	\$696	157 lb.	\$841
PL200	24" Square x 18" high	104 lb.	\$5 8	118 lb.	\$551	138 lb.	\$553	110 lb.	\$661
PL203	30" Square x 30" high	125 lb.	\$79	186 lb.	\$83	201 lb.	\$83	165 lb.	\$916

FAUX-WOOD



MODEL	DESCRIPTION — PLANTER	WEIGHT	PRICE
RO7532C	Rockport Planter - Faux-wood - Portable/Surface-mount	146 lb.	\$184

MODEL	DESCRIPTION — PLANTER	WEIGHT	PRICE
YO7532C	Yorktown Planter - Faux-wood - Portable/Surface-mount	59 lb.	\$8

MODEL	DESCRIPTION — PLANTER	WEIGHT	PRICE
PA7532P	PA Planter - Faux-wood - Portable	46 lb.	\$582

MODEL	DESCRIPTION — PLANTER	WEIGHT	PRICE
WO7532P	Woodridge Planter - Faux-wood - Portable	50 lb.	\$659






MODEL	DESCRIPTION — PLANTER	WEIGHT	PRICE
PF7532P	PF Planter - Faux-wood - Portable	40 lb.	\$5 2

HORIZONTAL SLAT



MODEL	DESCRIPTION — PLANTER	WEIGHT	PRICE
RO7539C	Rockport Planter - Horizontal slat - Portable/Surface-mount	146 lb.	\$184

PLANTERS (cont.)

		SLAT 	
MODEL	DESCRIPTION — PLANTER	WEIGHT	PRICE
YO7533C	Yorktown Planter – Slat – Portable/Surface-mount	59 lb.	\$8
MODEL	DESCRIPTION — PLANTERS	WEIGHT	PRICE
PI7533P	PI Planter – Slat with scrolls – Portable	67 lb.	\$1 22
PJ7533P	PJ Planter – Slat – Portable	59 lb.	\$881
MODEL	DESCRIPTION — PLANTERS	WEIGHT	PRICE
PA7533P	PA Planter – Slat – Portable	54 lb.	\$7
PG7533P	PG Planter – Slat – Portable	40 lb.	\$5 2
MODEL	DESCRIPTION — PLANTER	WEIGHT	PRICE
WO7539P	Woodridge Planter – Horizontal slat – Portable	50 lb.	\$659
		WIDE-SLAT 	
MODEL	DESCRIPTION — PLANTER	WEIGHT	PRICE
PA753GP	PA Planter – Wide slat – Portable	46 lb.	\$582
		ROUND PERFORATION 	
MODEL	DESCRIPTION — PLANTER	WEIGHT	PRICE
PE7536P	PE Planter – Round perforation – Portable	82 lb.	\$465
		SQUARE PERFORATION 	
MODEL	DESCRIPTION — PLANTER	WEIGHT	PRICE
PE7531P	PE Planter – Square perforation – Portable	80 lb.	\$465
		ROD 	
MODEL	DESCRIPTION — PLANTER	WEIGHT	PRICE
PE7534P	PE Planter – Rod – Portable	119 lb.	\$545

UMBRELLAS

MODEL	DESCRIPTION — MARKET	WEIGHT	PRICE
UM105	7.5' FiberBuilt market umbrella – Crank Lift	15 lb.	\$449
UM106	7.5' FiberBuilt market umbrella – Manual Lift	15 lb.	\$449
UM107	7.5' FiberBuilt market umbrella – Pulley/Pin Lift	15 lb.	\$449
UM110	9' FiberBuilt market umbrella – Crank Lift	17 lb.	\$525
UM111	9' FiberBuilt market umbrella – Manual Lift	17 lb.	\$525
UM112	9' FiberBuilt market umbrella – Pulley/Pin Lift	17 lb.	\$525
UM115	Lucaya one-piece pole market umbrella	17 lb.	\$735
UMC532N	9' Market umbrella – Faux-wood pole	26 lb.	\$797

Umbrellas must be secured to a table with provided "U" brace.



PRICING

UMBRELLAS (cont.)

MODEL	DESCRIPTION — GARDEN & TERRACE & ALL ALUMINUM	WEIGHT	PRICE
UM100	7.5' FiberBuilt garden umbrella	13 lb.	\$227
UM120	6-Rib Terrace market umbrella	17 lb.	\$246
UM300	Aluminum terrace shell (for use with garden umbrellas)	4 lb.	\$6
UM305	Market umbrella stand (for use with market umbrellas)	47 lb.	\$188
UM130P	All-aluminum market umbrella (silver frame color only)	85 lb.	\$14 8

Umbrellas must be secured to a table with provided "U" brace.

RECEPTACLES

MODEL	DESCRIPTION	DIAMOND (D)		PERFORATED (P)	
		WEIGHT	PRICE	WEIGHT	PRICE
LR350	32-Gallon tapered receptacle	37 lb.	\$332	Not Available	
LR355	55-Gallon receptacle	90 lb.	\$367	120 lb.	\$458

MODEL	DESCRIPTION	DIAMOND (D)		PERFORATED (P)		RIB (R)	
		WEIGHT	PRICE	WEIGHT	PRICE	WEIGHT	PRICE
FR400	32-Gallon flare-top receptacle	77 lb.	\$44	102 lb.	\$53	123 lb.	\$53
FR500	32-Gallon flare-top with side door	Not Available		111 lb.	\$7 3	159 lb.	\$7 3

MODEL	DESCRIPTION	DIAMOND (D)		PERFORATED (P)		RIB (R)		SLAT (S)	
		WEIGHT	PRICE	WEIGHT	PRICE	WEIGHT	PRICE	WEIGHT	PRICE
LR200	22-Gallon receptacle	57 lb.	\$274	76 lb.	\$367	88 lb.	\$367	161 lb.	\$5 2
LR300	32-Gallon receptacle	67 lb.	\$3 3	85 lb.	\$429	106 lb.	\$429	175 lb.	\$565
LR305	32-Gallon receptacle with side door	Not Available		111 lb.	\$616	111 lb.	\$616	Not Available	

MODEL	ACCESSORIES FOR ITEMS ABOVE (PATTERN OPTIONS - NOT AVAILABLE)	WEIGHT	PRICE
LR210	22-Gallon receptacle liner	4 lb.	\$33
LR310	32-Gallon receptacle liner	5 lb.	\$37
LR510	55-Gallon receptacle liner	14 lb.	\$146
LR100	In-ground post package	12 lb.	\$75
LR105	Surface-mount post package	12 lb.	\$75

MODEL	DESCRIPTION	DIAMOND (D)	
		WEIGHT	PRICE
LR360	10-Gallon pole mount (Pole not included)	28 lb.	\$227

RECEPTACLES *(cont.)*

MODEL	DESCRIPTION — LIDS	WEIGHT	PRICE
FT100	Flat-top lid with 8"-diameter opening - Inward slope	9 lb.	\$1 6
FT105	Flat-top lid with 8"-diameter opening - Outward slope	7 lb.	\$1 6
FT106	Flat-top recycle lid with 5"-diameter opening - Outward slope	7 lb.	\$13
FT107	Recycle Flat-top lid - No label with 5"-diameter opening - Outward slope	7 lb.	\$97
FT110	Flat-top lid with 14"-diameter opening	8 lb.	\$1 6
FT115	Flat-top lid for 55-Gallon receptacle	12 lb.	\$111
FT116	Flat-top with solid bonnet for 55-Gallon receptacle	16 lb.	\$174
FT117	Flat-top with ash bonnet for 55-Gallon receptacle	16 lb.	\$235
AL100	Ash/Trash lid	13 lb.	\$138
DT100	Dome-top lid	12 lb.	\$112
DT101	Dome-top recycle lid	7 lb.	\$122
SB100	Flat-top with solid bonnet - Inward slope	16 lb.	\$133
SB105	Flat-top with solid bonnet - Outward slope	14 lb.	\$133
AB100	Flat-top with ashtray bonnet - Inward slope	16 lb.	\$146
AB105	Flat-top with ashtray bonnet - Outward slope	14 lb.	\$146
TB100	Flat-top with tray bonnet	21 lb.	\$218

MODEL	DESCRIPTION — RECYCLE STATION ACCESSORIES	WEIGHT	PRICE
LR110	Recycle Center In-ground post system	38 lb.	\$241
LR112	Recycle Center Surface-mount post system	33 lb.	\$241
LB100	"Recycle Only" label	1 lb.	\$33
LB101	"Plastic Only" label	1 lb.	\$33
LB102	"Cans Only" label	1 lb.	\$33
LB103	"Paper Only" label	1 lb.	\$33

RECYCLE SLAT

MODEL	DESCRIPTION — GREEN VALLY RECEPTACLES	WEIGHT	PRICE
GV100G	32-Gallon receptacle with liner - In-ground	67 lb.	\$585
GV300G	32-Gallon receptacle with liner - Portable	55 lb.	\$585

Surface and In-ground mounts must be adequately anchored.



PRICING

RECEPTACLES *(cont.)*

FAUX-WOOD



MODEL	DESCRIPTION — ROCKPORT	WEIGHT	PRICE
RO3F32C	Receptacle with liner and Flat-top lid - Faux-wood - Portable/Surface-mount	183 lb.	\$255

HORIZONTAL SLAT



MODEL	DESCRIPTION — ROCKPORT	WEIGHT	PRICE
RO3F39C	Receptacle with liner and Flat-top lid - Horizontal slat - Portable/Surface-mount	183 lb.	\$255

FAUX-WOOD



MODEL	DESCRIPTION — TA	WEIGHT	PRICE
TA3A32I	Receptacle with liner and Ash bonnet lid - Faux-wood - In-ground	94 lb.	\$1325
TA3A32P	Receptacle with liner and Ash bonnet lid - Faux-wood - Portable	82 lb.	\$1251
TA3A32S	Receptacle with liner and Ash bonnet lid - Faux-wood - Surface-mount	94 lb.	\$1325
TA3B32I	Receptacle with liner and Bonnet lid - Faux-wood - In-ground	96 lb.	\$1298
TA3B32P	Receptacle with liner and Bonnet lid - Faux-wood - Portable	84 lb.	\$1182
TA3B32S	Receptacle with liner and Bonnet lid - Faux-wood - Surface-mount	96 lb.	\$1298
TA3F32I	Receptacle with liner and Flat-top lid - Faux-wood - In-ground	86 lb.	\$1212
TA3F32P	Receptacle with liner and Flat-top lid - Faux-wood - Portable	74 lb.	\$1138
TA3F32S	Receptacle with liner and Flat-top lid - Faux-wood - Surface-mount	86 lb.	\$1212

SLAT



MODEL	DESCRIPTION — TA	WEIGHT	PRICE
TA3A33I	Receptacle with liner and Ash bonnet lid - Slat - In-ground	130 lb.	\$15 7
TA3A33P	Receptacle with liner and Ash bonnet lid - Slat - Portable	118 lb.	\$1423
TA3A33S	Receptacle with liner and Ash bonnet lid - Slat - Surface-mount	130 lb.	\$15 7
TA3B33I	Receptacle with liner and Bonnet lid - Slat - In-ground	132 lb.	\$1481
TA3B33P	Receptacle with liner and Bonnet lid - Slat - Portable	120 lb.	\$14 1
TA3B33S	Receptacle with liner and Bonnet lid - Slat - Surface-mount	132 lb.	\$1481
TA3F33I	Receptacle with liner and Flat-top lid - Slat - In-ground	122 lb.	\$1349
TA3F33P	Receptacle with liner and Flat-top lid - Slat - Portable	110 lb.	\$1312
TA3F33S	Receptacle with liner and Flat-top lid - Slat - Surface-mount	122 lb.	\$1349

WIDE-SLAT



MODEL	DESCRIPTION — TA	WEIGHT	PRICE
TA3A3GI	Receptacle with liner and Ash bonnet lid - Wide slat - In-ground	94 lb.	\$1325
TA3A3GP	Receptacle with liner and Ash bonnet lid - Wide slat - Portable	82 lb.	\$1251
TA3A3GS	Receptacle with liner and Ash bonnet lid - Wide slat - Surface-mount	94 lb.	\$1325
TA3B3GI	Receptacle with liner and Bonnet lid - Wide slat - In-ground	96 lb.	\$1298
TA3B3GP	Receptacle with liner and Bonnet lid - Wide slat - Portable	84 lb.	\$1182
TA3B3GS	Receptacle with liner and Bonnet lid - Wide slat - Surface-mount	96 lb.	\$1298
TA3F3GI	Receptacle with liner and Flat-top lid - Wide slat - In-ground	86 lb.	\$1212
TA3F3GP	Receptacle with liner and Flat-top lid - Wide slat - Portable	74 lb.	\$1138
TA3F3GS	Receptacle with liner and Flat-top lid - Wide slat - Surface-mount	86 lb.	\$1212

RECEPTACLES (cont.)

MODEL	DESCRIPTION — TE	SQUARE PERFORATION	
		WEIGHT	PRICE
TE3C31I	Receptacle with liner and Ash dome lid - Square perforation - In-ground	126 lb.	\$869
TE3C31P	Receptacle with liner and Ash dome lid - Square perforation - Portable	114 lb.	\$788
TE3C31S	Receptacle with liner and Ash dome lid - Square perforation - Surface-mount	126 lb.	\$869
TE3D31I	Receptacle with liner and Dome lid - Square perforation - In-ground	123 lb.	\$8 3
TE3D31P	Receptacle with liner and Dome lid - Square perforation - Portable	111 lb.	\$724
TE3D31S	Receptacle with liner and Dome lid - Square perforation - Surface-mount	123 lb.	\$8 3
TE3F31I	Receptacle with liner and Flat-top lid - Square perforation - In-ground	117 lb.	\$741
TE3F31P	Receptacle with liner and Flat-top lid - Square perforation - Portable	105 lb.	\$662
TE3F31S	Receptacle with liner and Flat-top lid - Square perforation - Surface-mount	117 lb.	\$741
TE3S31I	Receptacle with liner and Recycle lid - Square perforation - In-ground	133 lb.	\$933
TE3S31P	Receptacle with liner and Recycle lid - Square perforation - Portable	121 lb.	\$869
TE3S31S	Receptacle with liner and Recycle lid - Square perforation - Surface-mount	133 lb.	\$933


MODEL	DESCRIPTION — TE	ROD	
		WEIGHT	PRICE
TE3C34I	Receptacle with liner and Ash dome lid - Rod - In-ground	186 lb.	\$1181
TE3C34P	Receptacle with liner and Ash dome lid - Rod - Portable	174 lb.	\$11 3
TE3C34S	Receptacle with liner and Ash dome lid - Rod - Surface-mount	186 lb.	\$1181
TE3D34I	Receptacle with liner and Dome lid - Rod - In-ground	183 lb.	\$113
TE3D34P	Receptacle with liner and Dome lid - Rod - Portable	171 lb.	\$1 67
TE3D34S	Receptacle with liner and Dome lid - Rod - Surface-mount	183 lb.	\$113
TE3F34I	Receptacle with liner and Flat-top lid - Rod - In-ground	177 lb.	\$1 83
TE3F34P	Receptacle with liner and Flat-top lid - Rod - Portable	165 lb.	\$1 4
TE3F34S	Receptacle with liner and Flat-top lid - Rod - Surface-mount	177 lb.	\$1 83
TE3S34I	Receptacle with liner and Recycle lid - Rod - In-ground	193 lb.	\$124
TE3S34P	Receptacle with liner and Recycle lid - Rod - Portable	181 lb.	\$1158
TE3S34S	Receptacle with liner and Recycle lid - Rod - Surface-mount	193 lb.	\$124


MODEL	DESCRIPTION — TE	ROUND PERFORATION	
		WEIGHT	PRICE
TE3C36I	Receptacle with liner and Ash dome lid - Round perforation - In-ground	128 lb.	\$869
TE3C36P	Receptacle with liner and Ash dome lid - Round perforation - Portable	116 lb.	\$788
TE3C36S	Receptacle with liner and Ash dome lid - Round perforation - Surface-mount	128 lb.	\$869
TE3D36I	Receptacle with liner and Dome lid - Round perforation - In-ground	125 lb.	\$8 3
TE3D36P	Receptacle with liner and Dome lid - Round perforation - Portable	113 lb.	\$724
TE3D36S	Receptacle with liner and Dome lid - Round perforation - Surface-mount	125 lb.	\$8 3
TE3F36I	Receptacle with liner and Flat-top lid - Round perforation - In-ground	119 lb.	\$741
TE3F36P	Receptacle with liner and Flat-top lid - Round perforation - Portable	107 lb.	\$662
TE3F36S	Receptacle with liner and Flat-top lid - Round perforation - Surface-mount	119 lb.	\$741
TE3S36I	Receptacle with liner and Recycle lid - Round perforation - In-ground	135 lb.	\$933
TE3S36P	Receptacle with liner and Recycle lid - Round perforation - Portable	123 lb.	\$869
TE3S36S	Receptacle with liner and Recycle lid - Round perforation - Surface-mount	135 lb.	\$933



PRICING

RECEPTACLES *(cont.)*

		FAUX-WOOD	
			
MODEL	DESCRIPTION — TF	WEIGHT	PRICE
TF3C32I	Receptacle with liner and Ash dome lid - Faux-wood - In-ground	91 lb.	\$1 76
TF3C32P	Receptacle with liner and Ash dome lid - Faux-wood - Portable	79 lb.	\$1 3
TF3C32S	Receptacle with liner and Ash dome lid - Faux-wood - Surface-mount	91 lb.	\$1 76
TF3D32I	Receptacle with liner and Dome lid - Faux-wood - In-ground	88 lb.	\$1 16
TF3D32P	Receptacle with liner and Dome lid - Faux-wood - Portable	76 lb.	\$946
TF3D32S	Receptacle with liner and Dome lid - Faux-wood - Surface-mount	88 lb.	\$1 16
TF3F32I	Receptacle with liner and Flat-top lid - Faux-wood - In-ground	81 lb.	\$959
TF3F32P	Receptacle with liner and Flat-top lid - Faux-wood - Portable	69 lb.	\$885
TF3F32S	Receptacle with liner and Flat-top lid - Faux-wood - Surface-mount	81 lb.	\$959
TF3S32I	Receptacle with liner and Recycle-top lid - Faux-wood - In-ground	139 lb.	\$1 82
TF3S32P	Receptacle with liner and Recycle-top lid - Faux-wood - Portable	127 lb.	\$1 16
TF3S32S	Receptacle with liner and Recycle-top lid - Faux-wood - Surface-mount	139 lb.	\$1 82

		SLAT	
			
MODEL	DESCRIPTION — TG	WEIGHT	PRICE
TG3C33I	Receptacle with liner and Ash dome lid - Slat - In-ground	91 lb.	\$1 76
TG3C33P	Receptacle with liner and Ash dome lid - Slat - Portable	79 lb.	\$1 3
TG3C33S	Receptacle with liner and Ash dome lid - Slat - Surface-mount	91 lb.	\$1 76
TG3D33I	Receptacle with liner and Dome lid - Slat - In-ground	88 lb.	\$1 16
TG3D33P	Receptacle with liner and Dome lid - Slat - Portable	76 lb.	\$946
TG3D33S	Receptacle with liner and Dome lid - Slat - Surface-mount	88 lb.	\$1 16
TG3F33I	Receptacle with liner and Flat-top lid - Slat - In-ground	81 lb.	\$959
TG3F33P	Receptacle with liner and Flat-top lid - Slat - Portable	69 lb.	\$885
TG3F33S	Receptacle with liner and Flat-top lid - Slat - Surface-mount	81 lb.	\$959
TG3S33I	Receptacle with liner and Recycle-top lid - Slat - In-ground	139 lb.	\$1 82
TG3S33P	Receptacle with liner and Recycle-top lid - Slat - Portable	127 lb.	\$1 16
TG3S33S	Receptacle with liner and Recycle-top lid - Slat - Surface-mount	139 lb.	\$1 82

RECEPTACLES (cont.)

MODEL	DESCRIPTION — TI	SLAT					
		WEIGHT	PRICE				
T13A33I	Receptacle with liner and Ash bonnet lid - Slat with scrolls - In-ground	128 lb.	\$1641				
T13A33P	Receptacle with liner and Ash bonnet lid - Slat with scrolls - Portable	116 lb.	\$1564				
T13A33S	Receptacle with liner and Ash bonnet lid - Slat with scrolls - Surface-mount	128 lb.	\$1641				
T13B33I	Receptacle with liner and Bonnet lid - Slat with scrolls - In-ground	130 lb.	\$1572				
T13B33P	Receptacle with liner and Bonnet lid - Slat with scrolls - Portable	118 lb.	\$1493				
T13B33S	Receptacle with liner and Bonnet lid - Slat with scrolls - Surface-mount	130 lb.	\$1572				
T13F33I	Receptacle with liner and Flat-top lid - Slat with scrolls - In-ground	115 lb.	\$1435				
T13F33P	Receptacle with liner and Flat-top lid - Slat with scrolls - Portable	103 lb.	\$1356				
T13F33S	Receptacle with liner and Flat-top lid - Slat with scrolls - Surface-mount	115 lb.	\$1435				
T13A43I	Receptacle with side-door - with liner and Ash bonnet - Slat with scrolls - In-ground	128 lb.	\$1795				
T13A43P	Receptacle with side-door - with liner and Ash bonnet - Slat with scrolls - Portable	116 lb.	\$1717				
T13A43S	Receptacle with side-door - with liner and Ash bonnet - Slat with scrolls - Surface-mount	128 lb.	\$1795				
T13B43I	Receptacle with side-door - with liner and Bonnet lid - Slat with scrolls - In-ground	130 lb.	\$1727				
T13B43P	Receptacle with side-door - with liner and Bonnet lid - Slat with scrolls - Portable	118 lb.	\$1648				
T13B43S	Receptacle with side-door - with liner and Bonnet lid - Slat with scrolls - Surface-mount	130 lb.	\$1727				
T13F43I	Receptacle with side-door - with liner and Flat-top lid - Slat with scrolls - In-ground	115 lb.	\$1591				
T13F43P	Receptacle with side-door - with liner and Flat-top lid - Slat with scrolls - Portable	103 lb.	\$1513				
T13F43S	Receptacle with side-door - with liner and Flat-top lid - Slat with scrolls - Surface-mount	115 lb.	\$1591				

MODEL	DESCRIPTION — TJ	SLAT					
		WEIGHT	PRICE				
TJ3A33I	Receptacle with liner and Ash bonnet lid - Slat - In-ground	113 lb.	\$1464				
TJ3A33P	Receptacle with liner and Ash bonnet lid - Slat - Portable	101 lb.	\$1386				
TJ3A33S	Receptacle with liner and Ash bonnet lid - Slat - Surface-mount	113 lb.	\$1464				
TJ3B33I	Receptacle with liner and Bonnet lid - Slat - In-ground	115 lb.	\$1397				
TJ3B33P	Receptacle with liner and Bonnet lid - Slat - Portable	103 lb.	\$1319				
TJ3B33S	Receptacle with liner and Bonnet lid - Slat - Surface-mount	115 lb.	\$1397				
TJ3F33I	Receptacle with liner and Flat-top lid - Slat - In-ground	100 lb.	\$1264				
TJ3F33P	Receptacle with liner and Flat-top lid - Slat - Portable	88 lb.	\$1183				
TJ3F33S	Receptacle with liner and Flat-top lid - Slat - Surface-mount	100 lb.	\$1264				
TJ3A43I	Receptacle with side-door - with liner and Ash bonnet lid - Slat - In-ground	113 lb.	\$1619				
TJ3A43P	Receptacle with side-door - with liner and Ash bonnet lid - Slat - Portable	101 lb.	\$1539				
TJ3A43S	Receptacle with side-door - with liner and Ash bonnet lid - Slat - Surface-mount	113 lb.	\$1619				
TJ3B43I	Receptacle with side-door - with liner and Bonnet lid - Slat - In-ground	115 lb.	\$1548				
TJ3B43P	Receptacle with side-door - with liner and Bonnet lid - Slat - Portable	103 lb.	\$1472				
TJ3B43S	Receptacle with side-door - with liner and Bonnet lid - Slat - Surface-mount	115 lb.	\$1548				
TJ3F43I	Receptacle with side-door - with liner and Flat-top lid - Slat - In-ground	100 lb.	\$1416				
TJ3F43P	Receptacle with side-door - with liner and Flat-top lid - Slat - Portable	88 lb.	\$1338				
TJ3F43S	Receptacle with side-door - with liner and Flat-top lid - Slat - Surface-mount	100 lb.	\$1416				



PRICING

RECEPTACLES (cont.)

MODEL	DESCRIPTION — TK	SLAT	
		WEIGHT	PRICE
TK3A33I	Receptacle with liner and Ash bonnet lid - Slat - In-ground	100 lb.	\$1529
TK3A33P	Receptacle with liner and Ash bonnet lid - Slat - Portable	80 lb.	\$145
TK3A33S	Receptacle with liner and Ash bonnet lid - Slat - Surface-mount	100 lb.	\$1529
TK3B33I	Receptacle with liner and Bonnet lid - Slat - In-ground	102 lb.	\$1464
TK3B33P	Receptacle with liner and Bonnet lid - Slat - Portable	90 lb.	\$1385
TK3B33S	Receptacle with liner and Bonnet lid - Slat - Surface-mount	102 lb.	\$1464
TK3F33I	Receptacle with liner and Flat-top lid - Slat - In-ground	87 lb.	\$133
TK3F33P	Receptacle with liner and Flat-top lid - Slat - Portable	75 lb.	\$1253
TK3F33S	Receptacle with liner and Flat-top lid - Slat - Surface-mount	87 lb.	\$133

MODEL	DESCRIPTION — TM	WEIGHT	PRICE
TM3B41C	Receptacle - Side door - with liner and Bonnet top - Portable/Surface-mount	81 lb.	\$959
TM3S46C	Receptacle - Side door - with liner and Recycle Bonnet top - Portable/Surface-mount	90 lb.	\$971

MODEL	DESCRIPTION — TN	WEIGHT	PRICE
TN3B43I	55-Gallon Receptacle with side door - with liner and Bonnet Lid - In-ground	108 lb.	\$1929
TN3B43P	55-Gallon Receptacle with side door - with liner and Bonnet Lid - Portable	96 lb.	\$1814
TN3B43S	55-Gallon Receptacle with side door - with liner and Bonnet Lid - Surface Mount	108 lb.	\$1929

MODEL	DESCRIPTION — WOODRIDGE	FAUX-WOOD	
		WEIGHT	PRICE
WO3A32I	Receptacle with liner and Ash bonnet lid - Faux-wood - In-ground	93 lb.	\$1279
WO3A32P	Receptacle with liner and Ash bonnet lid - Faux-wood - Portable	80 lb.	\$1196
WO3A32S	Receptacle with liner and Ash bonnet lid - Faux-wood - Surface-mount	93 lb.	\$1279
WO3B32I	Receptacle with liner and Bonnet lid - Faux-wood - In-ground	92 lb.	\$1227
WO3B32P	Receptacle with liner and Bonnet lid - Faux-wood - Portable	79 lb.	\$1149
WO3B32S	Receptacle with liner and Bonnet lid - Faux-wood - Surface-mount	92 lb.	\$1227
WO3F32I	Receptacle with liner and Flat-top lid - Faux-wood - In-ground	90 lb.	\$1 65
WO3F32P	Receptacle with liner and Flat-top lid - Faux-wood - Portable	78 lb.	\$982
WO3F32S	Receptacle with liner and Flat-top lid - Faux-wood - Surface-mount	90 lb.	\$1 65

MODEL	DESCRIPTION — WOODRIDGE	SLAT	
		WEIGHT	PRICE
WO3A39I	Receptacle with liner and Ash bonnet lid - Slat - In-ground	93 lb.	\$1279
WO3A39P	Receptacle with liner and Ash bonnet lid - Slat - Portable	80 lb.	\$1196
WO3A39S	Receptacle with liner and Ash bonnet lid - Slat - Surface-mount	93 lb.	\$1279
WO3B39I	Receptacle with liner and Bonnet lid - Slat - In-ground	92 lb.	\$1227
WO3B39P	Receptacle with liner and Bonnet lid - Slat - Portable	79 lb.	\$1149
WO3B39S	Receptacle with liner and Bonnet lid - Slat - Surface-mount	92 lb.	\$1227
WO3F39I	Receptacle with liner and Flat-top lid - Slat - In-ground	90 lb.	\$1 65
WO3F39P	Receptacle with liner and Flat-top lid - Slat - Portable	78 lb.	\$982
WO3F39S	Receptacle with liner and Flat-top lid - Slat - Surface-mount	90 lb.	\$1 65

RECEPTACLES (cont.)

MODEL	DESCRIPTION — YORKTOWN	FAUX-WOOD	
		WEIGHT	PRICE
YO3F32C	Receptacle with liner – Faux-wood – Portable/Surface-mount	76 lb.	\$1 95

MODEL	DESCRIPTION — YORKTOWN	SLAT	
		WEIGHT	PRICE
YO3F33C	Receptacle with liner – Slat – Portable/Surface-mount	76 lb.	\$1 95

ASH URNS/ASH TRASH UNITS

MODEL	DESCRIPTION — WABASH	DIAMOND (D)		PERFORATED (P)		RIB (R)	
		WEIGHT	PRICE	WEIGHT	PRICE	WEIGHT	PRICE
AU100	Ash urn	26 lb.	\$165	35 lb.	\$185	32 lb.	\$185
AU101	Ash urn – Flare top	32 lb.	\$188	41 lb.	\$2 4	38 lb.	\$2 4
AT100	Ash/Trash	26 lb.	\$196	35 lb.	\$224	31 lb.	\$224
AT101	Ash/Trash – Flare top	32 lb.	\$224	42 lb.	\$25	36 lb.	\$25
MODEL	ACCESSORIES FOR ITEMS ABOVE (PATTERN OPTIONS - NOT AVAILABLE)					WEIGHT	PRICE
AU105	In-ground post package					10 lb.	\$61

Can be Surface-mounted or used with optional In-ground mount package.

MODEL	DESCRIPTION	SQUARE PERFORATION	
		WEIGHT	PRICE
AEG531C	Ash Urn – Square perforation – Portable/Surface-mount	35 lb.	\$175

MODEL	DESCRIPTION	ROD	
		WEIGHT	PRICE
AEG534C	Ash Urn – Rod – Portable/Surface-mount	36 lb.	\$219

MODEL	DESCRIPTION	ROUND PERFORATION	
		WEIGHT	PRICE
AEG536C	Ash Urn – Round perforation – Portable/Surface-mount	30 lb.	\$175

MODEL	DESCRIPTION — ROCKPORT	FAUX-WOOD	
		WEIGHT	PRICE
ROG532C	Ash Urn – Faux-wood – Portable/Surface-mount	23 lb.	\$272

MODEL	DESCRIPTION — ROCKPORT	HORIZONTAL SLAT	
		WEIGHT	PRICE
ROG539C	Ash Urn – Horizontal slat – Portable/Surface-mount	23 lb.	\$272
ROL539C	Ash/Trash – Horizontal slat – Portable/Surface-mount	29 lb.	\$454



PRICING

GRILLS

MODEL	DESCRIPTION	WEIGHT	PRICE
GR100N	Pedestal Grill - 300 sq. inches - Adjustable & Flippable Grate - In-ground	79 lb.	\$367
GR101N	Pedestal Grill - 300 sq. inches - Adjustable-only Grate - In-ground	79 lb.	\$362
GR102N	Group Grill - Surface-mount	246 lb.	\$1177
GR103N	Fire Ring with Tilt-back Staples	86 lb.	\$4 8
GR104N	Group Grill with One side shelf - Surface-mount	460 lb.	\$2 49
GR105N	Covered Grill - 500 sq. inches	188 lb.	\$17 6
GR106N	Fire Ring with spade anchors	95 lb.	\$451

BIKE LOOPS

MODEL	DESCRIPTION — WABASH - PLASTISOL-COATED	WEIGHT	PRICE
BL100	36" Bike loop - In-ground	28 lb.	\$122
BL101	36" Bike loop - Surface-mount	36 lb.	\$139
MODEL	DESCRIPTION — URBANSCAPE - POWDER-COATED	WEIGHT	PRICE
BRH538I	Bike Loop - In-ground	25 lb.	\$116
BRH538S	Bike Loop - Surface-mount	34 lb.	\$139
BRI538P	Bike Rack - 5' - Portable	69 lb.	\$544
BRK538I	Bike Rack - Serpentine - In-ground	43 lb.	\$259
BRK538S	Bike Rack - Serpentine - Surface-mount	41 lb.	\$318

TREE GRATES

UNIVERSAL (U)



MODEL	DESCRIPTION — TREE GRATES	WEIGHT	PRICE
TG136	36" Square	80 lb.	\$546
TG148	48" Square	114 lb.	\$79
TG160	60" Square	136 lb.	\$969
TG172	72" Square	320 lb.	\$1558
TG236	36" Round	55 lb.	\$555
TG248	48" Round	100 lb.	\$738
TG260	60" Round	130 lb.	\$94
TG272	72" Round	200 lb.	\$1523
MODEL	ACCESSORIES FOR ITEMS ABOVE (PATTERN OPTIONS - NOT AVAILABLE)	WEIGHT	PRICE
TG111N	36" Tree grate frame - Square - One-piece	24 lb.	\$182
TG112N	36" Tree grate frame - Square - Two-piece	30 lb.	\$182
TG121N	36" Tree grate frame - Round - One-piece	31 lb.	\$175
TG122N	36" Tree grate frame - Round - Two-piece	33 lb.	\$175
TG211N	48" Tree grate frame - Square - One-piece	30 lb.	\$216
TG212N	48" Tree grate frame - Square - Two-piece	41 lb.	\$216
TG221N	48" Tree grate frame - Round - One-piece	40 lb.	\$2 4
TG222N	48" Tree grate frame - Round - Two-piece	46 lb.	\$2 4
TG311N	60" Tree grate frame - Square - One-piece	51 lb.	\$295
TG312N	60" Tree grate frame - Square - Two-piece	53 lb.	\$295
TG321N	60" Tree grate frame - Round - One-piece	45 lb.	\$27
TG322N	60" Tree grate frame - Round - Two-piece	53 lb.	\$27
TG412N	72" Tree grate frame - Square - Two-piece	63 lb.	\$383
TG422N	72" Tree grate frame - Round - Two-piece	50 lb.	\$383
TG120N	Flat bar tree guard	85 lb.	\$39
TG125N	Round rod tree guard	59 lb.	\$34



ORDER INFO

Wabash Valley has the largest selection of color choices for our customers. With so many colors, there is an endless array of possibilities, from bright and bold to quiet and stately. Throughout this catalog, we have primarily shown our products in one Plastisol color (tops and seats) and the framework in another.

However, it is possible to order the tabletop, seats and framework in different colors to achieve that special look or theme. Be sure to specify color selections when ordering. Modifications to our standard colors will be considered on larger projects. Please contact one of our salespeople for information as to availability and prices.

TERMS AND CONDITIONS

INVOICE TERMS

Net 30 days. Finance charge of 1.5% per month or maximum allowable by law will be added to past due balance.

OPEN ACCOUNT

Credit terms are available to municipalities, government agencies, school systems and businesses (with prior approved credit). To establish credit, your organization must have a satisfactory rating with Dun & Bradstreet. Alternatively, three credit references are required, and an order may be booked upon completion of credit investigation. To establish credit, your initial order must total at least \$500.00. Prepayment may be required for any order at Wabash Valley's sole discretion.

METHODS OF PAYMENT

MasterCard, Visa, American Express, money order, checks. Sorry, no C.O.D. orders.

PRICES

We strive to keep our prices as low as possible. However, due to unexpected increases, our published prices are subject to change without notice. All prices are in U.S. dollars.

SALES TAX

Will be added to the invoice, except when a tax-exempt certificate is furnished.

FREIGHT CHARGES

For orders from municipalities, government agencies, school systems and businesses (listed favorably with Dun & Bradstreet), freight will be prepaid and added to the invoice in accordance with Wabash Valley's standard freight rate chart. For orders that are to be prepaid, please contact our Sales Department for a firm freight quote before sending your prepaid order. Products are shipped unassembled to keep shipping costs at a minimum.

WEIGHTS

Shown as approximate, and include packing materials.

DELIVERY TERMS

Within the United States, F.O.B. Silver Lake, IN. For exports (overseas shipments), typically shipments are EXW (Ex Works Factory) Silver Lake, IN, USA. Consult our Export Sales Department for special terms and desired arrangements. Ocean and air freight options are available.

DAMAGE/SHORTAGE CLAIMS

All claims for concealed loss or damage to product should be reported immediately to our Customer Service Department. All claims for product damage and shortage via common carrier must be promptly made by consignee (customer) direct to Wabash Valley's Customer Service Department. When reporting damage, be sure to hold all containers and packing materials for inspection (claims should be filed within 15 days of receipt of shipment).

CANCELLATIONS

Only accepted with approval of Wabash Valley Manufacturing.

RETURNS

No merchandise is to be returned without first obtaining written authorization from Wabash Valley Mfg., Inc. Please advise of invoice number, invoice date and reason for your return. Any authorized merchandise must be carefully packed and in saleable condition to be accepted for return. A restocking charge will be applied on all returned merchandise when error is not the fault of Wabash Valley. Please contact our customer service department for further information at 800-253-8619. All returned merchandise must be shipped insured and freight prepaid.

SPECIFICATIONS/WARRANTY

Consult Wabash Valley's Sales Department or Customer Service Department for a written copy of our limited warranty and detailed specification sheets on our product line. Wabash Valley has a policy of continuous product improvement and reserves the right to discontinue or change specifications without written notice.

FREIGHT CARRIER INFORMATION

All freight is shipped unassembled via UPS (if able) or common carrier. On all common carrier shipments, the customer is responsible for unloading. Inside delivery is available for an additional charge.

PORTABLE BENCHES AND TABLES

All portable benches and tables must be used on level ground.



ONE GREAT NAME.

THREE DISTINCT BRANDS.

WABASH VALLEY | **urbanscape** | **GREEN VALLEY**

PLASTISOL

POWDER COAT

RECYCLED

5-YEAR WARRANTY

LOW PRICES

GREAT SERVICE



NEED A QUOTE? CONTACT US


WABASHVALLEY.COM | 1.800.253.8619



urbanscape®

WABASH VALLEY

GREEN VALLEY



P.O. Box 5 // 505 East Main St. // Silver Lake, IN 46982

260 352 2102 // 800 253 8619 // wabashvalley.com